



# INSTITUTO ESTATAL DE OFTALMOLOGIA. (IEO) GUERRERO

Estado Analítico del Activo  
Del 01/ene./2018 al 31/mar./2018

Usu: supervisor  
Rep: rptEstadoAnalíticoDeActivosYPasivos\_R

Fecha y hora de Impresión: 05/may./2018  
02:17 p. m.

| Concepto  | Saldo Inicial<br>1     | Cargos<br>del<br>periodo 2 | Abonos<br>del<br>periodo 3 | Saldo Final<br>4(1+2-3) | Variación del<br>Periodo<br>(4-1) |
|---|------------------------|----------------------------|----------------------------|-------------------------|-----------------------------------|
| <b>ACTIVO</b>   | <b>\$13,018,487.28</b> | <b>\$27,281,715.75</b>     | <b>\$26,687,426.10</b>     | <b>\$13,612,776.93</b>  | <b>\$594,289.65</b>               |
| ACTIVO CIRCULANTE   | \$5,888,234.28         | \$21,123,589.28            | \$23,141,478.35            | \$3,870,345.21          | -\$2,017,889.07                   |
| EFFECTIVO Y EQUIVALENTES                                      | \$4,028,481.49         | \$9,761,605.78             | \$11,275,918.04            | \$2,514,169.23          | -\$1,514,312.26                   |
| DERECHOS A RECIBIR EFECTIVO O EQUIVALENTES                    | \$1,375.47             | \$10,627,649.66            | \$10,615,025.13            | \$14,000.00             | \$12,624.53                       |
| DERECHOS A RECIBIR BIENES O SERVICIOS                         | \$6,218.37             | \$19,102.35                | \$6,976.75                 | \$18,343.97             | \$12,125.60                       |
| INVENTARIOS   | \$0.00                 | \$0.00                     | \$0.00                     | \$0.00                  | \$0.00                            |
| ALMACENES   | \$1,852,158.95         | \$715,231.49               | \$1,243,558.43             | \$1,323,832.01          | -\$528,326.94                     |
| ESTIMACIÓN POR PÉRDIDA O DETERIORO DE ACTIVOS CIRCULANTES     | \$0.00                 | \$0.00                     | \$0.00                     | \$0.00                  | \$0.00                            |
| OTROS ACTIVOS CIRCULANTES                                     | \$0.00                 | \$0.00                     | \$0.00                     | \$0.00                  | \$0.00                            |
| <b>ACTIVO NO CIRCULANTE</b>                                   | <b>\$7,130,253.00</b>  | <b>\$6,158,126.47</b>      | <b>\$3,545,947.75</b>      | <b>\$9,742,431.72</b>   | <b>\$2,612,178.72</b>             |
| INVERSIONES FINANCIERAS A LARGO PLAZO                         | \$0.00                 | \$0.00                     | \$0.00                     | \$0.00                  | \$0.00                            |
| DERECHOS A RECIBIR EFECTIVO O EQUIVALENTES A LARGO PLAZO      | \$192,230.60           | \$5,293,297.70             | \$3,013,971.10             | \$2,471,557.20          | \$2,279,326.60                    |
| BIENES INMUEBLES, INFRAESTRUCTURA Y CONSTRUCCIONES EN PROCESO | \$0.00                 | \$0.00                     | \$0.00                     | \$0.00                  | \$0.00                            |
| BIENES MUEBLES  | \$10,977,492.44        | \$864,828.77               | \$0.00                     | \$11,842,321.21         | \$864,828.77                      |
| ACTIVOS INTANGIBLES   | \$0.00                 | \$0.00                     | \$0.00                     | \$0.00                  | \$0.00                            |
| DEPRECIACIÓN, DETERIORO Y AMORTIZACIÓN ACUMULADA DE BIENES    | -\$4,092,431.04        | \$0.00                     | \$531,976.65               | -\$4,624,407.69         | -\$531,976.65                     |
| ACTIVOS DIFERIDOS   | \$52,961.00            | \$0.00                     | \$0.00                     | \$52,961.00             | \$0.00                            |
| ESTIMACIÓN POR PÉRDIDA O DETERIORO DE ACTIVOS NO CIRCULANTES  | \$0.00                 | \$0.00                     | \$0.00                     | \$0.00                  | \$0.00                            |
| OTROS ACTIVOS NO CIRCULANTES                                  | \$0.00                 | \$0.00                     | \$0.00                     | \$0.00                  | \$0.00                            |






# INSTITUTO ESTATAL DE OFTALMOLOGIA. (IEO) GUERRERO

Estado Analítico del Activo  
Del 01/ene./2018 al 31/mar./2018

Usr: supervisor  
Rep: rptEstadoAnaliticoDeActivosYPasivos\_R

Fecha y hora de Impresión: 05/may/2018 02:17 p. m.

| Concepto   | Saldo Inicial<br>1 | Cargos<br>del<br>periodo 2 | Abonos<br>del<br>periodo 3 | Saldo Final<br>4(1+2-3) | Variación del<br>Periodo<br>(4-1) |
|--|--------------------|----------------------------|----------------------------|-------------------------|-----------------------------------|
| <br>DR. MARIO DE LA O ALMAZAN<br>DIRECTOR GENERAL               |                    |                            |                            |                         |                                   |
| <br>L.C. EDGAR GONZALEZ ALMAZAN<br>JEFE DE RECURSOS FINANCIEROS |                    |                            |                            |                         |                                   |
| <br>ING. EVERALDO WENCES SANTAMARIA<br>SUBDIRECTOR ADMINISTRATIVO |                    |                            |                            |                         |                                   |

