



UNIVERSIDAD TECNOLÓGICA DE LA COSTA GRANDE DE GUERRERO

ORGANISMO PÚBLICO DESCENTRALIZADO  
GOBIERNO DEL ESTADO

INFORME REAL DEL PRESUPUESTO GLOBAL AL 31 DE JULIO DE 2016

FECHA DE ELABORACION  
10 DE AGOSTO DE 2016

CONCEPTO	PTTO. ORIGINAL AUTORIZADO	AMPLIACION O REDUCCION	PTTO. MODIFICADO	PTTO. RADICADO JULIO	PTTO. EJERCIDO ACUMULADO MES ANTERIOR	M E N S U A L				TOTAL	PTO. EJERCIDO ACUMULADO AL 31 DE JULIO DE 2016	DIFERENCIA (+) PRES. RADICADO Y PRES. EJERCIDO	PRESUPUESTO TOTAL POR EJERCER
						DOCCENIA	VINCULACION	S.A.MOMOS.	DISERSION				
<b>4000 SERVICIOS PERSONALES</b>	<b>51,108,639.30</b>	<b>0.00</b>	<b>51,108,639.30</b>	<b>38,224,170.51</b>	<b>26,754,624.17</b>	<b>2,393,324.61</b>	<b>291,476.23</b>	<b>1,471,404.52</b>	<b>107,430.10</b>	<b>4,263,635.46</b>	<b>31,018,259.63</b>	<b>7,205,910.88</b>	
1103 SUELDOS COMPACTOS	35,611,232.04	0.00	35,611,232.04	19,814,271.29	19,814,271.29	1,757,174.78	231,234.80	1,105,036.66	71,583.30	3,165,029.54	22,979,300.93		
1305 PRIMA VACACIONAL	2,032,032.64	0.00	2,032,032.64	0.00	1,276,060.00	0.00	0.00	0.00	0.00	0.00	1,276,060.00		
1306 AGUINALDO	3,904,740.36	0.00	3,904,740.36	0.00	78,179.65	0.00	0.00	0.00	0.00	0.00	78,179.65		
1332 DESPENSAS	1,557,787.77	0.00	1,557,787.77	0.00	531,067.22	47,697.08	4,242.22	30,628.12	1,722.78	84,290.20	615,357.42		
1333 OTRAS PRESTACIONES	1,043,277.47	0.00	1,043,277.47	0.00	0.00	0.00	0.00	0.00	0.00	0.00	0.00		
1401 CUOTAS ISSSTE	3,381,702.50	0.00	3,381,702.50	0.00	1,642,369.55	181,565.72	11,240.16	94,773.82	3,414.36	290,994.06	1,933,363.61		
1403 CUOTAS FOVISSSTE	1,672,312.91	0.00	1,672,312.91	0.00	960,760.73	174,427.90	9,544.20	103,371.73	2,909.71	290,253.54	1,251,014.27		
1505 PRESTACIONES DE RETIRO	0.00	0.00	0.00	0.00	235,918.78	22,372.40	1,665.10	5,697.60	1,116.90	35,952.00	271,770.78		
1507 MATERIAL DIDACTICO	0.00	0.00	0.00	0.00	993,248.21	180,532.83	9,878.25	106,989.73	3,011.55	300,412.36	1,293,660.57		
1508 S.A.R.	1,793,515.61	0.00	1,793,515.61	0.00	0.00	882.40	0.00	1,235.36	0.00	2,117.76	14,471.32		
1514 BONO A MAORES TRABAJO	112,037.98	0.00	112,037.98	0.00	0.00	0.00	0.00	0.00	0.00	0.00	0.00		
1515 ESTIMULOS AL PERSONAL	0.00	0.00	0.00	0.00	950,061.00	23,671.50	23,671.50	23,671.50	0.00	94,686.00	1,044,747.00		
1701 2% SOBRE REN. AL TRAB PERIS.	0.00	0.00	0.00	0.00	0.00	0.00	0.00	0.00	0.00	0.00	0.00		
<b>2000 MATERIALES Y SUMINISTROS</b>	<b>4,386,665.07</b>	<b>0.00</b>	<b>4,386,665.07</b>	<b>2,556,445.13</b>	<b>2,620,539.03</b>	<b>9,695.31</b>	<b>8,010.32</b>	<b>318,293.67</b>	<b>0.00</b>	<b>335,999.30</b>	<b>2,956,538.33</b>	<b>-400,993.20</b>	
2101 MATERIALES PARA OFICINA	433,142.51	0.00	433,142.51	0.00	310,836.22	7,890.00	0.00	54,421.01	0.00	62,311.01	373,147.23		
2102 MATERIALES DE LIMPIEZA	204,321.28	0.00	204,321.28	0.00	175,896.76	0.00	0.00	38,834.58	0.00	38,834.58	214,731.34		
2103 MATERIAL DIDACTICO	219,438.55	0.00	219,438.55	0.00	3,993.87	0.00	0.00	8,750.00	0.00	8,750.00	12,343.87		
2105 MAT. Y UTILS DE IMPRESION	285,975.93	0.00	285,975.93	0.00	412,857.42	0.00	0.00	14,434.60	0.00	14,434.60	427,292.02		
2107 MATERIAL DE IMPROBACION	82,469.30	0.00	82,469.30	0.00	0.00	0.00	0.00	0.00	0.00	0.00	0.00		
2204 PRODUCTOS ALIMENTICIOS	350,055.87	0.00	350,055.87	0.00	272,535.26	1,805.31	0.00	39,251.43	0.00	41,056.74	313,592.00		
2208 UTENCILIOS P/SERV. DE ALIM.	0.00	0.00	0.00	0.00	4,696.78	0.00	0.00	0.00	0.00	0.00	4,696.78		
2302 MAT. Y PRODUCTOS P/PRACTICAS	171,351.91	0.00	171,351.91	0.00	1,285.90	0.00	0.00	0.00	0.00	0.00	1,285.90		
2401 MATERIAL DE CONSTRUCCION	141,469.30	0.00	141,469.30	0.00	133,966.33	0.00	0.00	1,410.00	0.00	1,410.00	134,776.33		
2402 ESTRUCTURAS Y MANUFACTURAS	185,555.94	0.00	185,555.94	0.00	147,371.16	0.00	0.00	1,562.52	0.00	1,562.52	148,933.68		
2403 MATERIALES COMPLEMENTARIOS	134,410.61	0.00	134,410.61	0.00	0.00	0.00	0.00	0.00	0.00	0.00	0.00		
2404 MATERIAL ELECTRICO	260,351.91	0.00	260,351.91	0.00	181,105.34	0.0	0.00	5,372.18	0.00	5,372.18	186,477.52		
2405 REF. ACC. Y HERR. DE TRABAJO	144,321.28	0.00	144,321.28	0.00	64,894.53	0.00	0.00	24,509.84	0.00	89,404.37	125,714.12		
2406 RES. ACC. EQUIP. DE COMPUTO	285,027.93	0.00	285,027.93	0.00	225,172.88	0.00	0.00	22,036.00	0.00	22,036.00	247,208.88		
2407 REPAR. ACC. P/EQUIPO TRANSP.	264,702.55	0.00	264,702.55	0.00	124,914.33	0.00	0.00	799.79	0.00	799.79	155,878.94		
2503 PLAGUICIDAS, ARBOMOS Y FERTILIZ	121,323.98	0.00	121,323.98	0.00	54,656.92	0.00	0.00	40,063.98	0.00	40,063.98	94,720.90		
2504 MEDICINAS Y PROD. FARMACUTICOS	114,581.29	0.00	114,581.29	0.00	0.00	0.00	0.00	0.00	0.00	0.00	0.00		
2505 MAT. ACC. Y SUM. MEDICOS	0.00	0.00	0.00	0.00	0.00	0.00	0.00	0.00	0.00	0.00	0.00		
2506 MAT. ACC. Y SUM. DE LAB.	0.00	0.00	0.00	0.00	0.00	0.00	0.00	0.00	0.00	0.00	0.00		
2601 COMBUSTIBLE Y LUBRICANTES	817,519.66	0.00	817,519.66	0.00	311,387.84	0.00	8,010.32	29,027.74	0.00	37,038.06	348,425.90		
2701 VESTUARIO UNIF. Y BLANCOS	56,941.31	0.00	56,941.31	0.00	0.00	0.00	0.00	0.00	0.00	0.00	40,088.55		
2703 ARTICULOS DEPORTIVOS	0.00	0.00	0.00	0.00	0.00	0.00	0.00	0.00	0.00	0.00	0.00		
2711 MULTAS Y RECARGOS	0.00	0.00	0.00	0.00	0.00	0.00	0.00	0.00	0.00	0.00	0.00		

C. P. RENEE GARCIA SANCADO  
RECTOR

L. C. EBRAK SOBERRAN Y FERNANDEZ  
DIRECTOR ADMON. Y FINANZAS

C. P. LEOPOLDO CASTRO GABURRON  
SUBDIRECTOR DE REC. FINAN. PROG. Y CONTABLES



UNIVERSIDAD TECNOLÓGICA DE LA COSTA GRANDE DE GUERRERO

ORGANISMO PÚBLICO DESCENTRALIZADO  
GOBIERNO DEL ESTADO DE GUERRERO

INFORME REAL DEL PRESUPUESTO GLOBAL AL 31 DE JULIO DE 2016



FECHA DE ELABORACION  
10 DE AGOSTO DE 2016

CONCEPTO	PTTO. ORIGINAL AUTORIZADO	AMPLIACION O REDUCCION	PTTO. MODIFICADO	PTTO. RADICADO JULIO	PTTO. EJERCIDO ACUMULADO MES ANTERIOR	M E N S U A L						PTO. EJERCIDO ACUMULADO AL 31 DE JULIO DE 2016	DIFERENCIA (+) PRES. RADICADO Y PRES. EJERCIDO	PRESUPUESTO TOTAL POR EJERCEN
						DOCCENCIA	VINCULACION	S. ADIVOS.	DIFFUSION	TOTAL				
3000 SERVICIOS GENERALES	7,426,365.10	0.00	7,426,365.10	4,134,176.62	4,132,369.94	181,773.05	43,657.23	278,069.94	51,531.11	555,032.13	4,687,402.07	-553,225.45		
3101 SERVICIO POSTAL Y TELEGRAFICO	49,014.01	0.00	49,014.01		5,310.61	0.00	410.73	282.81	0.00	693.54	6,004.15			
3103 SERVICIO TELEFONICO	262,893.32	0.00	262,893.32		45,746.28	1,741.00	1,741.00	1,741.00	1,741.00	6,964.00	52,710.28			
3104 SERVICIO DE TELEFONIA CELULAR	148,527.30	0.00	148,527.30		53,729.00	100.00	0.00	6,925.00	0.00	7,025.00	60,754.00			
3106 SERVICIO DE ENERGIA ELECTRICA	1,029,294.20	0.00	1,029,294.20		703,555.00	34,908.50	34,908.50	34,908.50	34,908.50	139,634.00	843,189.00			
3109 SERV. CONO. SER. ANALOG. DIG.	216,107.22	0.00	216,107.22		170,520.00	0.00	0.00	0.00	0.00	0.00	170,520.00			
3201 ARRENDAMIENTO DE EDIF. Y LOCAL	0.00	0.00	0.00		60,010.95	0.00	0.00	0.00	0.00	0.00	60,010.95			
3206 ARRENDAMIENTO DE VEHIC. TERR.	0.00	0.00	0.00		320,734.25	0.00	0.00	20,132.08	0.00	20,132.08	340,866.33			
3301 ASESORIA	816,900.16	0.00	816,900.16		606,909.74	127,455.18	0.00	1,760.00	0.00	129,215.18	736,124.92			
3303 CAPACITACION	798,334.25	0.00	798,334.25		0.00	0.00	0.00	0.00	0.00	0.00	0.00			
3305 SERVICIOS ESTADISTICOS Y GROS	0.00	0.00	0.00		130.00	0.00	0.00	0.00	0.00	0.00	130.00			
3306 ESTUDIOS E INVESTIGACIONES	0.00	0.00	0.00		3,480.00	0.00	0.00	0.00	0.00	0.00	3,480.00			
3402 FLETES Y MANIOBRAS	0.00	0.00	0.00		18,036.64	0.00	0.00	0.00	0.00	0.00	18,036.64			
3403 SERVICIOS BANCARIOS Y FINAN	84,660.56	0.00	84,660.56		44,266.98	0.00	0.00	1,519.60	0.00	1,519.60	19,556.24			
3404 SEGUROS	88,373.74	0.00	88,373.74		24,232.14	0.00	0.00	0.00	0.00	0.00	24,232.14			
3407 OTROS IMPROS Y DERECHOS (TER)	70,550.47	0.00	70,550.47		96,327.40	0.00	0.00	0.00	0.00	0.00	96,327.40			
3411 SERVICIO DE VIGILANCIA	525,044.01	0.00	525,044.01		2,426.41	0.00	0.00	0.00	0.00	0.00	2,426.41			
3413 OTROS SERVICIOS COMERCIALES	81,690.02	0.00	81,690.02		300.00	0.00	0.00	0.00	0.00	0.00	300.00			
3416 GASTOS DIVERSOS	50,499.28	0.00	50,499.28		155,089.94	0.00	0.00	14,512.76	0.00	14,512.76	169,602.70			
3417 DIVERSOS FESTEIOS	315,620.52	0.00	315,620.52		163,255.51	0.00	0.00	40,743.12	0.00	40,743.12	203,998.63			
3501 MANT. EQUIPO DE OFICINA	121,792.39	0.00	121,792.39		696,534.09	0.00	0.00	80,514.55	0.00	80,514.55	777,048.64			
3504 MANT. Y CONSERV. DEL INMUEBLE	300,767.79	0.00	300,767.79		2,960.32	0.00	0.00	6,935.19	0.00	6,935.19	2,960.32			
3505 SERV. DE LAV. LIMP. HIG. Y FUM.	70,550.47	0.00	70,550.47		29,085.10	0.00	0.00	6,935.19	0.00	6,935.19	36,020.29			
3506 MANT. Y CONSERV. DE VEHICULOS	103,226.47	0.00	103,226.47		196,087.60	6,000.00	0.00	13,920.00	6,925.61	26,845.61	222,933.21			
3601 GASTOS DE PROGRAMADA	178,232.76	0.00	178,232.76		96,448.20	0.00	0.00	10,738.51	0.00	10,738.51	96,448.20			
3602 PUBL. OFC. DE DIF. E INF.	69,807.83	0.00	69,807.83		131,710.00	2,535.70	240.00	10,738.51	0.00	13,514.21	56,038.49			
3701 PASAJES	1,001,074.02	0.00	1,001,074.02		76,010.23	9,033.47	5,661.00	41,044.02	300.00	56,038.49	429,212.04			
3702 VIATICOS	1,004,787.20	0.00	1,004,787.20		0.00	0.00	696.00	2,392.80	0.00	2,392.80	86,755.03			
3803 GASTOS DE ORDEN SOCIAL	38,617.10	0.00	38,617.10		0.00	0.00	0.00	0.00	0.00	0.00	0.00			
3804 CONGRESOS Y CONVENCIONES	0.00	0.00	0.00		0.00	0.00	0.00	0.00	0.00	0.00	0.00			
3418 IVA PAGADO EN ACTIVOS	0.00	0.00	0.00		0.00	0.00	0.00	0.00	0.00	0.00	0.00			
3415 PENAS, MULTAS Y ACT.	0.00	0.00	0.00		0.00	0.00	0.00	0.00	0.00	0.00	0.00			

C. P. RENEE GALARRAGA  
DIRECTOR

L. C. ERICK SOBERANIS FERNANDEZ  
DIRECTOR ADMON Y FINANZAS

C. P. LEOPOLDO CASTRO BURBUREN  
SUBDIRECTOR DE REC. FINAN. PROG Y CONT. GRES



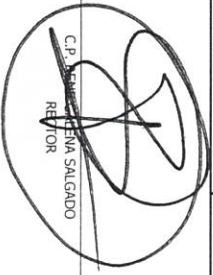


UNIVERSIDAD TECNOLÓGICA DE LA COSTA GRANDE DE GUERRERO  
ORGANISMO PÚBLICO DESCENTRALIZADO  
GOBIERNO DEL ESTADO

INFORME REAL DEL PRESUPUESTO FEDERAL AL 31 DE JULIO DE 2016

FECHA DE ELABORACION  
10 DE AGOSTO DE 2016


CONCEPTO	PTTO. ORIGINAL AUTORIZADO	APLICACION O REDUCCION	PTTO. MODIFICADO	PTTO. RADICADO JULIO	PTTO. EJERCIDO ACUMULADO MES ANTERIOR	M E N S U A L					PTTO. EJERCIDO ACUMULADO AL 31 DE JULIO DE 2016	DIFERENCIA (+/-) PRES. RADICADO Y PRES. EJERCIDO	PRESUPUESTO TOTAL POR EJERCER
						DOCCENCIA	VINCULACION	S. ADVINOS.	DIFUSION	TOTAL			
<b>1000 SERVICIOS PERSONALES</b>	<b>28,797,071.88</b>	<b>0.00</b>	<b>28,797,071.88</b>	<b>22,681,046.33</b>	<b>13,377,312.09</b>	<b>1,196,662.31</b>	<b>145,728.12</b>	<b>735,702.26</b>	<b>53,715.05</b>	<b>2,131,817.73</b>	<b>15,509,129.82</b>	<b>7,171,916.52</b>	
1103 SUEDOS COMPACTADOS	20,065,085.34	0.00	20,065,085.34	9,907,135.70	638,030.00	878,587.39	115,617.40	552,518.33	35,791.65	1,582,514.77	11,489,650.47	638,030.00	
1305 PRIMA VACACIONAL	1,144,945.18	0.00	1,144,945.18	39,089.83	0.00	0.00	0.00	0.00	0.00	0.00	0.00	0.00	
1306 AGUINALDO	2,200,119.01	0.00	2,200,119.01	265,533.61	0.00	0.00	2,121.11	15,314.06	861.39	-42,145.10	307,678.71	0.00	
1332 DESPENSAS	877,732.75	0.00	877,732.75	0.00	0.00	0.00	0.00	0.00	0.00	0.00	0.00	0.00	
1333 OTRAS PRESTACIONES	587,832.83	0.00	587,832.83	0.00	0.00	0.00	0.00	0.00	0.00	0.00	0.00	0.00	
1401 CUOTAS ISSSTE	1,905,414.26	0.00	1,905,414.26	821,184.78	0.00	0.00	5,620.08	47,386.91	1,707.18	145,497.03	966,681.81	625,507.14	
1403 CUOTAS FOMISSTE	942,261.73	0.00	942,261.73	480,380.37	0.00	0.00	4,772.10	51,685.87	1,454.86	145,126.77	130,167.04	135,885.39	
1505 PRESTACIONES DE RETIRO	0.00	0.00	0.00	130,167.04	0.00	0.00	832.55	2,848.80	558.45	17,976.00	0.00	0.00	
1507 MATERIAL DIDACTICO	0.00	0.00	0.00	117,959.39	0.00	0.00	0.00	0.00	0.00	0.00	0.00	0.00	
1508 S.A.R.	1,010,553.18	0.00	1,010,553.18	496,624.11	0.00	0.00	4,939.13	53,494.87	1,505.78	150,206.18	646,830.29	7,235.66	
1514 BONO A MADRES TRABAJ.	63,127.60	0.00	63,127.60	6,176.78	0.00	0.00	441.20	617.68	0.00	1,058.88	0.00	0.00	
1515 ESTIMULOS AL PERSONAL	0.00	0.00	0.00	0.00	0.00	0.00	0.00	0.00	0.00	0.00	0.00	0.00	
1701 2% SOBRE RER. AL TRAB.PERS.	0.00	0.00	0.00	475,030.50	0.00	0.00	0.00	0.00	0.00	47,343.00	522,273.50	0.00	
<b>2000 MATERIALES Y SUMINISTROS</b>	<b>2,183,990.00</b>	<b>0.00</b>	<b>2,183,990.00</b>	<b>1,712,157.91</b>	<b>1,310,269.52</b>	<b>4,847.66</b>	<b>4,005.16</b>	<b>159,146.84</b>	<b>11,835.75</b>	<b>167,999.65</b>	<b>1,478,269.17</b>	<b>233,888.75</b>	
2101 MATERIALES PARA OFICINA	205,606.17	0.00	205,606.17	155,418.11	0.00	0.00	0.00	27,210.51	0.00	31,155.51	186,573.62	107,365.67	
2102 MATERIALES DE LIMPIEZA	131,853.27	0.00	131,853.27	87,948.38	0.00	0.00	0.00	19,417.29	0.00	19,417.29	6,171.94	0.00	
2103 MATERIAL DIDACTICO	54,017.65	0.00	54,017.65	1,796.94	0.00	0.00	0.00	4,375.00	0.00	4,375.00	0.00	0.00	
2105 MAT. Y UTILES DE IMPRESION Y REP.	196,106.79	0.00	196,106.79	206,428.71	0.00	0.00	0.00	7,217.30	0.00	7,217.30	213,646.01	0.00	
2106 MAT Y UT./PROC.EQ. Y BIE INF.	51,588.52	0.00	51,588.52	0.00	0.00	0.00	0.00	0.00	0.00	0.00	0.00	0.00	
2107 MATERIAL DE INFORMACION	41,059.01	0.00	41,059.01	0.00	0.00	0.00	0.00	0.00	0.00	0.00	0.00	0.00	
2204 PRODUCTOS ALIMENTICIOS	174,282.40	0.00	174,282.40	136,267.63	0.00	0.00	0.00	19,625.72	0.00	20,528.37	156,796.00	2,348.39	
2208 UTENCIOS P/SERV. DE ALIM.	0.00	0.00	0.00	2,348.39	0.00	0.00	0.00	0.00	0.00	0.00	0.00	0.00	
2302 MAT. Y PRODUCTOS P/PIRACCION	57,693.88	0.00	57,693.88	642.95	0.00	0.00	0.00	0.00	0.00	0.00	642.95	0.00	
2401 MATERIAL DE CONSTRUCCION	100,059.01	0.00	100,059.01	66,683.17	0.00	0.00	0.00	705.00	0.00	705.00	67,388.17	0.00	
2402 ESTRUCTURAS Y MANUFACTURAS	92,382.78	0.00	92,382.78	73,685.58	0.00	0.00	0.00	781.26	0.00	781.26	74,466.84	0.00	
2403 MATERIALES COMPLEMENTARIOS	56,876.45	0.00	56,876.45	0.00	0.00	0.00	0.00	0.00	0.00	0.00	0.00	0.00	
2404 MATERIAL ELECTRICO	146,693.88	0.00	146,693.88	90,552.67	0.00	0.00	0.00	2,686.09	0.00	2,686.09	93,238.76	0.00	
2405 REF. ACC. Y HERR DE TRABAJO	71,853.27	0.00	71,853.27	32,447.27	0.00	0.00	0.00	12,254.92	0.00	12,254.92	44,702.19	0.00	
2406 REF. ACC. EQUIP. DE COMPUTO	197,141.20	0.00	197,141.20	112,586.44	0.00	0.00	0.00	11,018.00	0.00	11,018.00	123,604.44	0.00	
2407 REFRAC.ACC./EQUIPO TRANSP.	96,638.44	0.00	96,638.44	62,457.17	0.00	0.00	0.00	399.90	0.00	399.90	62,857.06	0.00	
2503 PLAGUICIDAS, ABOHOS Y FERTILIZ	95,552.68	0.00	95,552.68	77,939.47	0.00	0.00	0.00	77,939.47	0.00	77,939.47	0.00	0.00	
2504 MEDICINAS Y PROD. FARMACEUTICOS	52,025.32	0.00	52,025.32	27,328.46	0.00	0.00	0.00	20,031.99	0.00	20,031.99	47,360.45	0.00	
2505 MAT. ACC. Y SINA. MEDICOS	0.00	0.00	0.00	0.00	0.00	0.00	0.00	0.00	0.00	0.00	0.00	0.00	
2506 MAT. ACC. Y SINA. DE LAB.	0.00	0.00	0.00	0.00	0.00	0.00	0.00	0.00	0.00	0.00	0.00	0.00	
2601 COMBUSTIBLE Y LUBRICANTES	341,741.84	0.00	341,741.84	155,693.92	0.00	0.00	4,005.16	14,513.87	0.00	18,519.03	174,212.95	20,044.28	
2701 VESTUARIO UNIF. Y BLANCOS	0.00	0.00	0.00	20,044.28	0.00	0.00	0.00	0.00	0.00	0.00	0.00	0.00	
2703 ARTICULOS DEPORTIVOS	20,817.44	0.00	20,817.44	0.00	0.00	0.00	0.00	18,910.00	0.00	18,910.00	0.00	0.00	
2711 MULTAS Y RECARGOS	0.00	0.00	0.00	0.00	0.00	0.00	0.00	0.00	0.00	0.00	0.00	0.00	



C.P. FERNANDO SALGADO  
RECTOR

L.C. ERIC ROBERNANIS FERNANDEZ  
DIRECTOR ADMON.Y FINANZAS

C.P. LEOPOLDO CASTRO RUBIARCAN  
SUBDIRECTOR DE REC. FINAN. PROG Y CONTABLES





UNIVERSIDAD TECNOLÓGICA DE LA COSTA GRANDE DE GUERRERO  
ORGANISMO PÚBLICO DESCENTRALIZADO  
GOBIERNO DEL ESTADO DE GUERRERO



INFORME REAL DEL PRESUPUESTO FEDERAL AL 31 DE JULIO DE 2016

FECHA DE ELABORACION  
10 DE AGOSTO DE 2016

CONCEPTO	PTTO. ORIGINAL AUTORIZADO	APLICACION O REDUCCION	PTTO. MODIFICADO	PTTO. MODIFICADO JULIO	PTTO. EJERCICIO ACUMULADO MES ANTERIOR	M E N S U A L					PTTO. EJERCICIO ACUMULADO AL 31 DE JULIO DE 2016	DIFERENCIA (+) FRES RODICADO Y FRES EJERCICIO	PRESUPUESTO TOTAL POR EJERCER
						OCURRENCIA	VINCULACION	5.2. MOVIMOS	DIRIGIDA	TOTAL			
3000 SERVICIOS GENERALES	3,337,119.00	0.00	3,337,119.00	2,034,657.76	2,066,184.97	90,886.93	21,828.62	139,034.97	25,765.56	277,516.07	2,343,701.04	-309,043.28	
3101 SERVICIO POSTAL Y TELEGRAFICO	22,024.99	0.00	22,024.99		2,655.31	0.00	205.37	141.41	0.00	346.77	3,002.08		
3103 SERVICIO TELEFONICO	118,134.01	0.00	118,134.01		22,873.14	870.50	870.50	870.50	870.50	3,482.00	26,355.14		
3104 SERVICIO DE TELEFONIA CELULAR	66,742.38	0.00	66,742.38		26,864.50	50.00	0.00	3,462.50	0.00	3,512.50	30,377.00		
3106 SERVICIO DE ENERGIA ELECTRICA	462,524.69	0.00	462,524.69		351,777.50	17,454.25	17,454.25	17,454.25	17,454.25	69,817.00	421,994.50		
3109 SERV. COND. SEÑ. AMALOG. DIG.	97,110.16	0.00	97,110.16		85,260.00	0.00	0.00	0.00	0.00	0.00	85,260.00		
3201 ARRENDAMIENTO DE EDIF. Y LOCAL	0.00	0.00	0.00		28,150.00	0.00	0.00	0.00	0.00	0.00	28,150.00		
3206 ARRENDAMIENTO DE VEHIC. TERRI.	0.00	0.00	0.00		30,005.48	0.00	0.00	0.00	0.00	0.00	30,005.48		
3301 ASESORIA	367,083.09	0.00	367,083.09		160,367.13	0.00	0.00	10,066.04	0.00	10,066.04	170,433.17		
3303 CAPACITACION	358,740.29	0.00	358,740.29		303,454.87	63,727.59	0.00	880.00	0.00	64,607.59	368,062.46		
3305 SERVICIOS ESTADISTICOS Y GEOG	0.00	0.00	0.00		0.00	0.00	0.00	0.00	0.00	0.00	0.00		
3306 ESTUDIOS E INVESTIGACIONES	0.00	0.00	0.00		65.00	0.00	0.00	0.00	0.00	0.00	65.00		
3402 FLETES Y MANIOBRAS	0.00	0.00	0.00		1,740.00	0.00	0.00	0.00	0.00	0.00	1,740.00		
3403 SERVICIOS BANCARIOS Y FIN	38,043.16	0.00	38,043.16		9,018.32	0.00	0.00	759.80	0.00	759.80	9,778.12		
3404 SEGUROS DE BIENES PATRIMONIALES	39,711.72	0.00	39,711.72		22,133.49	0.00	0.00	0.00	0.00	0.00	22,133.49		
3407 OTROS IMPORTOS Y DERECHOS (TEN)	31,702.63	0.00	31,702.63		12,116.07	0.00	0.00	0.00	0.00	0.00	12,116.07		
3411 SERVICIO DE VIGILANCIA	235,934.31	0.00	235,934.31		48,163.70	0.00	0.00	0.00	0.00	0.00	48,163.70		
3413 OTROS SERV. COMERCIALES	36,708.31	0.00	36,708.31		1,213.21	0.00	0.00	0.00	0.00	0.00	1,213.21		
3416 GASTOS DIVERSOS	22,692.41	0.00	22,692.41		150.00	0.00	0.00	0.00	0.00	0.00	150.00		
3417 DIVERSOS FESTIVOS	141,827.56	0.00	141,827.56		77,544.97	0.00	0.00	7,256.38	0.00	7,256.38	84,801.35		
3501 MANT. EQUIPO DE OFICINA	54,728.75	0.00	54,728.75		81,627.76	0.00	0.00	20,371.56	0.00	20,371.56	101,999.32		
3504 MANT. Y CONSERV. DEL INMUEBLE	135,153.32	0.00	135,153.32		348,267.05	0.00	0.00	40,257.28	0.00	40,257.28	388,524.32		
3505 SERV. DE LAV. LIMP. HIG. Y FUJ.	31,702.63	0.00	31,702.63		1,480.16	0.00	0.00	0.00	0.00	0.00	1,480.16		
3506 MANT. Y CONSERV. DE VEHICULOS	46,385.95	0.00	46,385.95		14,542.55	0.00	0.00	3,467.60	0.00	3,467.60	18,010.15		
3601 GASTOS DE PROPAGANDA	80,090.86	0.00	80,090.86		98,043.80	3,000.00	0.00	6,960.00	0.00	13,422.81	111,466.61		
3602 PUBL. OFC. DE DIF. E. INF.	31,368.92	0.00	31,368.92		48,224.10	0.00	0.00	0.00	0.00	0.00	48,224.10		
3701 PASAJES	449,843.64	0.00	449,843.64		65,895.00	1,267.85	120.00	5,369.26	150.00	6,757.11	72,612.11		
3702 VIATICOS	451,512.20	0.00	451,512.20		186,586.78	4,516.74	2,830.50	20,522.01	0.00	28,019.25	214,606.02		
3803 GASTOS DE ORDEN SOCIAL	17,353.02	0.00	17,353.02		38,005.12	0.00	348.00	1,196.40	3,828.00	5,372.40	43,377.52		
3804 CONGRESOS Y CONVENCIONES	0.00	0.00	0.00		0.00	0.00	0.00	0.00	0.00	0.00	0.00		
3415 PENAS MULTAS Y ACT.	0.00	0.00	0.00		0.00	0.00	0.00	0.00	0.00	0.00	0.00		

C. P. RENE GALIENAS SANCIGADO  
DIRECTOR

L. C. ERICK SOBERANIS FERNANDEZ  
DIRECTOR ADMON. Y FINANZAS

C. P. LEOPOLDO CASTRO BUBURON  
SUBDIRECTOR DE REC. FINAN. PROG. Y CONTABLES





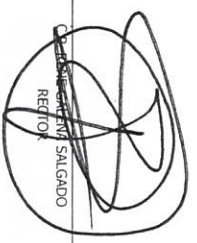
UNIVERSIDAD TECNOLÓGICA DE LA COSTA GRANDE DE GUERRERO  
ORGANISMO PÚBLICO DESCENTRALIZADO  
GOBIERNO DEL ESTADO DE GUERRERO



INFORME REAL DEL PRESUPUESTO ESTATAL AL 31 DE JULIO DE 2016


FECHA DE ELABORACION  
10 DE AGOSTO DE 2016

CONCEPTO	PTO. ORIGINAL AUTORIZADO	APLICACION O REDUCCION	PTO. MODIFICADO	PTO. MODIFICADO JULIO	PTO. EJERCIDO ACUMULADO MES ANTERIOR	M E N S U A L							PTO. EJERCIDO ACUMULADO AL 31 DE JULIO DE 2016	DIFERENCIA (+) PRES. RECIBIDO Y PRES. EJERCIDO	PREPUESTO TOTAL POR EJERCER
						DOCIENCIA	VINCULACION	SUBPROG.	DIVISION	TOTAL	31 DE JULIO DE 2016	HON.			
<b>1000 SERVICIOS PERSONALES</b>	<b>22,311,567.42</b>	<b>0.00</b>	<b>22,311,567.42</b>	<b>15,543,124.18</b>	<b>13,377,312.09</b>	<b>1,196,662.31</b>	<b>145,738.12</b>	<b>735,702.26</b>	<b>53,715.05</b>	<b>2,131,817.73</b>	<b>15,509,129.82</b>	<b>33,994.37</b>			
1103 SUEDOS COMPACTADOS	15,546,146.71	0.00	15,546,146.71	9,907,135.70	9,907,135.70	878,587.39	115,617.40	552,518.33	35,791.65	1,582,514.77	11,489,650.47				
1305 PRIMA VACACIONAL	887,087.46	0.00	887,087.46	638,030.00	638,030.00	0.00	0.00	0.00	0.00	0.00	638,030.00				
1306 AGUINALDO	1,704,621.35	0.00	1,704,621.35	39,089.83	39,089.83	0.00	0.00	0.00	0.00	39,089.83	39,089.83				
1332 DESPENSAS	680,055.02	0.00	680,055.02	265,533.61	265,533.61	23,848.54	2,121.11	15,314.06	861.39	42,145.10	307,678.71				
1333 OTRAS PRESTACIONES	455,444.64	0.00	455,444.64	0.00	0.00	0.00	5,620.08	47,386.91	1,707.18	145,497.03	966,681.81				
1401 CUOTAS ISSSTE	1,476,288.25	0.00	1,476,288.25	821,184.78	821,184.78	90,782.86	4,772.10	51,685.87	1,454.86	145,126.77	625,507.14				
1403 CUOTAS FOVISSSTE	730,051.18	0.00	730,051.18	480,380.37	480,380.37	87,213.95	832.55	2,848.80	558.45	17,926.00	135,885.39				
1505 PRESTACIONES DE RETIRO	0.00	0.00	0.00	0.00	0.00	0.00	4,939.13	53,494.87	1,505.78	150,206.18	646,830.29				
1507 MATERIAL DIDACTICO	0.00	0.00	0.00	0.00	0.00	441.20	0.00	617.68	0.00	1,058.88	7,235.66				
1508 S.A.R.	782,962.43	0.00	782,962.43	48,910.38	48,910.38	0.00	0.00	0.00	0.00	0.00	0.00				
1514 BONO A MADRES TRABAJ.	48,910.38	0.00	48,910.38	0.00	0.00	0.00	0.00	0.00	0.00	0.00	0.00				
1515 ESTIMULOS AL PERSONAL	0.00	0.00	0.00	0.00	0.00	0.00	0.00	0.00	0.00	0.00	0.00				
1701 2% SOBRE REM. AL TRAB. PERS.	0.00	0.00	0.00	0.00	0.00	0.00	0.00	0.00	0.00	0.00	0.00				
<b>2000 MATERIALES Y SUMINISTROS</b>	<b>2,202,675.07</b>	<b>0.00</b>	<b>2,202,675.07</b>	<b>844,287.22</b>	<b>1,310,269.52</b>	<b>4,847.66</b>	<b>4,005.16</b>	<b>159,146.84</b>	<b>0.00</b>	<b>167,999.65</b>	<b>1,478,269.17</b>	<b>-633,981.95</b>			
2101 MATERIALES PARA OFICINA	227,536.33	0.00	227,536.33	155,418.11	155,418.11	3,945.00	0.00	27,210.51	0.00	31,155.51	186,573.62				
2102 MATERIALES DE LIMPIEZA	72,468.01	0.00	72,468.01	87,948.38	87,948.38	0.00	0.00	19,417.29	0.00	107,365.67	107,365.67				
2103 MATERIAL DIDACTICO	165,420.90	0.00	165,420.90	1,796.94	1,796.94	0.00	0.00	4,375.00	0.00	4,375.00	6,171.94				
2105 MAT. Y UTILES DE IMPRESION	89,869.14	0.00	89,869.14	206,428.71	206,428.71	0.00	0.00	7,217.30	0.00	7,217.30	213,646.01				
2106 MAT. Y UTILES DE IMPRESION	62,115.44	0.00	62,115.44	0.00	0.00	0.00	0.00	0.00	0.00	0.00	0.00				
2107 MATERIAL DE INFORMACION	41,410.29	0.00	41,410.29	0.00	0.00	0.00	0.00	0.00	0.00	0.00	0.00				
2204 PRODUCTOS ALIMENTICIOS	175,773.47	0.00	175,773.47	136,267.63	136,267.63	902.66	0.00	19,625.72	0.00	20,528.37	156,796.00				
2208 UTENCILIOS P/SERV. DE AIRE	0.00	0.00	0.00	2,348.39	2,348.39	0.00	0.00	0.00	0.00	0.00	2,348.39				
2302 MAT. Y PRODUCTOS P/IMPACTAS	113,658.03	0.00	113,658.03	642.95	642.95	0.00	0.00	0.00	0.00	0.00	642.95				
2401 MATERIAL DE CONSTRUCCION	41,410.29	0.00	41,410.29	66,683.17	66,683.17	0.00	0.00	705.00	0.00	705.00	67,388.17				
2402 ESTRUCTURAS Y MANUFACTURAS	93,173.16	0.00	93,173.16	73,685.58	73,685.58	0.00	0.00	781.26	0.00	781.26	74,466.84				
2403 MATERIALES COMPLEMENTARIOS	77,534.16	0.00	77,534.16	0.00	0.00	0.00	0.00	0.00	0.00	0.00	0.00				
2404 MATERIAL ELECTRICO	113,658.03	0.00	113,658.03	90,552.67	90,552.67	0.00	0.00	2,686.09	0.00	93,238.76	44,702.19				
2405 REF. ACC. Y HERR. DE TRABAJO	72,468.01	0.00	72,468.01	32,447.27	32,447.27	0.00	0.00	12,254.92	0.00	12,254.92	44,702.19				
2406 REF. ACC. EQUIP. DE COMHUJO	87,886.74	0.00	87,886.74	112,586.44	112,586.44	0.00	0.00	11,018.00	0.00	11,018.00	123,604.44				
2407 REFAC.ACC.P/QUIPO.TRAMP.	168,064.11	0.00	168,064.11	62,457.17	62,457.17	0.00	0.00	399.90	0.00	399.90	62,857.06				
2503 PLAGUICIDAS, ABONOS Y FERTILIZ	25,771.30	0.00	25,771.30	77,939.47	77,939.47	0.00	0.00	20,031.99	0.00	20,031.99	77,939.47				
2504 MEDICINAS Y PROD. FARMACEUTICOS	62,555.97	0.00	62,555.97	27,328.46	27,328.46	0.00	0.00	0.00	0.00	0.00	47,360.45				
2505 MAT. ACC. Y SINA. MEDICOS	0.00	0.00	0.00	0.00	0.00	0.00	0.00	0.00	0.00	0.00	0.00				
2506 MAT. ACC. Y SINA. DE LAB.	0.00	0.00	0.00	0.00	0.00	0.00	0.00	0.00	0.00	0.00	0.00				
2601 COMBUSTIBLE Y LUBRICANTES	475,777.82	0.00	475,777.82	155,693.92	155,693.92	0.00	4,005.16	14,513.87	0.00	18,519.03	174,212.95				
2701 VESTUARIO UNIF. Y BLANCOS	0.00	0.00	0.00	20,044.28	20,044.28	0.00	0.00	0.00	0.00	0.00	20,044.28				
2703 ARTICULOS DEPORTIVOS,	36,123.87	0.00	36,123.87	0.00	0.00	0.00	0.00	18,910.00	0.00	18,910.00	18,910.00				
2711 MULTAS Y RECARGOS	0.00	0.00	0.00	0.00	0.00	0.00	0.00	0.00	0.00	0.00	0.00				



L.C. ERICK SOBRERA FERNANDEZ  
DIRECTOR ADMON. Y FINANZAS

C.P. LEOPOLDO CASTRO BARRALON  
SUBDIRECTOR DE REC. FINAN. PROG. Y CUANTILES






**UNIVERSIDAD TECNOLÓGICA DE LA COSTA GRANDE DE GUERRERO**  
ORGANISMO PÚBLICO DESCENTRALIZADO  
GOBIERNO DEL ESTADO DE GUERRERO




**INFORME REAL DEL PRESUPUESTO ESTATAL AL 31 DE JULIO DE 2016**

**FECHA DE ELABORACION**  
10 DE AGOSTO DE 2016

CONCEPTO	PTTO. ORIGINAL AUTORIZADO	APLICACION O REDUCCION	PTTO. MODIFICADO	PTTO. RADICADO JULIO	PTTO. EJERCIDO ACUMULADO MES ANTERIOR	M E N S U A L						PTTO. EJERCIDO ACUMULADO AL 31 DE JULIO DE 2016	DIFERENCIA (+) PRES. PEDIJADO Y PRES. EJERCIDO	PRESUPUESTO TOTAL POR EJERCER
						DOCCERIA	VINCULACION	\$ ADEJOS	ORIGEN	TOTAL				
<b>3000 SERVICIOS GENERALES</b>	<b>4,089,246.10</b>	<b>0.00</b>	<b>4,089,246.10</b>	<b>2,099,518.86</b>	<b>2,066,184.97</b>	<b>90,886.93</b>	<b>21,828.62</b>	<b>139,034.97</b>	<b>25,765.56</b>	<b>277,516.07</b>	<b>2,343,701.04</b>	<b>-244,182.18</b>		
3101 SERVICIO POSTAL Y TELEGRAFICO	26,989.02	0.00	26,989.02		2,655.31	0.00	205.37	141.41	0.00	346.77	3,002.08			
3103 SERVICIO TELEFONICO	144,759.31	0.00	144,759.31		22,873.14	870.50	870.50	870.50	870.50	3,482.00	26,555.14			
3104 SERVICIO DE TELEFONIA CELULAR	81,784.92	0.00	81,784.92		26,864.50	50.00	0.00	3,462.50	0.00	3,512.50	30,377.00			
3106 SERVICIO DE ENERGIA ELECTRICA	566,769.51	0.00	566,769.51		351,777.50	17,454.25	17,454.25	17,454.25	17,454.25	69,817.00	421,594.50			
3109 SERV. COND. SEM. AMALOG. DIG.	118,997.06	0.00	118,997.06		85,260.00	0.00	0.00	0.00	0.00	0.00	85,260.00			
3201 ARRENDAMIENTO DE EDIF. Y LOCAL	0.00	0.00	0.00		28,150.00	0.00	0.00	0.00	0.00	0.00	28,150.00			
3206 ARRENDAMIENTO DE VEHIC. TERR.	0.00	0.00	0.00		30,005.48	0.00	0.00	0.00	0.00	0.00	30,005.48			
3301 ASESORIA	449,817.07	0.00	449,817.07		160,367.13	0.00	0.00	10,066.04	0.00	10,066.04	170,433.17			
3303 CAPACTIACION	439,593.96	0.00	439,593.96		303,454.87	63,727.59	0.00	880.00	0.00	64,607.59	368,062.46			
3305 SERVICIOS ESTADISTICOS Y GEOS	0.00	0.00	0.00		65.00	0.00	0.00	0.00	0.00	0.00	65.00			
3306 ESTUDIOS E INVESTIGACIONES	0.00	0.00	0.00		1,740.00	0.00	0.00	0.00	0.00	0.00	1,740.00			
3402 FLETES Y MANIOBRAS	46,617.41	0.00	46,617.41		9,018.32	0.00	0.00	759.80	0.00	759.80	9,778.12			
3403 SERVICIOS BANCARIOS Y FIN	0.00	0.00	0.00		1,740.00	0.00	0.00	0.00	0.00	0.00	1,740.00			
3404 SEGUROS DE BIENES PATRIMONIALES	48,662.03	0.00	48,662.03		22,133.49	0.00	0.00	0.00	0.00	0.00	22,133.49			
3407 OTROS IMPORTS Y DERECHOS (TEM)	38,847.84	0.00	38,847.84		12,116.07	0.00	0.00	0.00	0.00	0.00	12,116.07			
3411 SERVICIO DE VIGILANCIA	289,109.70	0.00	289,109.70		48,163.70	0.00	0.00	0.00	0.00	0.00	48,163.70			
3413 OTROS SERV. COMERCIALES	44,981.71	0.00	44,981.71		1,213.21	0.00	0.00	0.00	0.00	0.00	1,213.21			
3416 GASTOS DIVERSOS	27,806.87	0.00	27,806.87		150.00	0.00	0.00	0.00	0.00	0.00	150.00			
3417 DIVERSOS FESTEIOS	173,792.96	0.00	173,792.96		77,544.97	0.00	0.00	7,256.38	0.00	7,256.38	84,801.35			
3501 MANT. EQUIPO DE OFICINA	67,063.64	0.00	67,063.64		81,627.76	0.00	0.00	20,371.56	0.00	20,371.56	101,999.32			
3504 MANT. Y CONSERV. DEL INMUEBLE	165,614.47	0.00	165,614.47		348,267.05	0.00	0.00	40,257.28	0.00	40,257.28	388,524.32			
3505 SERV. DE LAV. LIMP. HIG. Y FUM.	38,847.84	0.00	38,847.84		1,480.16	0.00	0.00	0.00	0.00	0.00	1,480.16			
3506 MANT. Y CONSERV. DE VEHICULOS	56,840.52	0.00	56,840.52		14,542.55	0.00	0.00	3,467.60	0.00	3,467.60	18,010.15			
3601 GASTOS DE PROPAGANDA	98,141.91	0.00	98,141.91		99,043.80	3,000.00	0.00	6,960.00	3,462.81	13,422.81	111,466.61			
3602 PUBL. OFC. DE DIF. E INF.	38,438.91	0.00	38,438.91		48,224.10	0.00	0.00	0.00	0.00	0.00	48,224.10			
3701 PASAJES	551,230.37	0.00	551,230.37		551,230.37	1,267.85	120.00	5,369.26	0.00	6,757.11	72,612.11			
3702 VIATICOS	553,275.00	0.00	553,275.00		186,586.78	4,516.74	2,830.50	20,522.01	150.00	28,019.25	214,606.02			
3803 GASTOS DE ORDEN SOCIAL	21,264.08	0.00	21,264.08		38,005.12	0.00	348.00	1,196.40	3,828.00	5,372.40	43,377.52			
3804 CONGRESOS Y CONVENCIONES	0.00	0.00	0.00		0.00	0.00	0.00	0.00	0.00	0.00	0.00			
3415 PENAS, MULTAS Y ACT.	0.00	0.00	0.00		0.00	0.00	0.00	0.00	0.00	0.00	0.00			



C.P. ENRIQUE SEBASTIAN FERNANDEZ  
DIRECTOR ADMIN Y FINANZAS



C.P. LEOPOLDO CASTRO BURBURION  
SUBDIRECTOR DE REC. FINAN., PROG Y CONTABLES





UNIVERSIDAD TECNOLÓGICA DE LA COSTA GRANDE DE GUERRERO

ORGANISMO PÚBLICO DESCENTRALIZADO  
GOBIERNO DEL ESTADO

INFORME REAL DE INGRESOS PROPIOS AL 31 DE JULIO DE 2016

FECHA DE ELABORACION  
10 DE AGOSTO DE 2016

CONCEPTO	PTO. ORIGINAL AUTORIZADO	APLICACION O REDUCCION	PTO. MODIFICADO	PTO. MODIFICADO JULIO	PTO. EJERCICIO ACUMULADO MES ANTERIOR	M E N S U A L						PTO. EJERCICIO ACUMULADO AL 31 DE JULIO DE 2016	DIFERENCIA (+) PERS. EJERCICIO	PRESUPUESTO TOTAL POR EJERCICIO	
						COEFICENCIA	VINCULACION	S.A.M.O.S.	DIRECCION	TOTAL					
<b>2000 SERVS. PERSONALES.</b>	<b>1,161,084.23</b>	<b>0.00</b>	<b>1,161,084.23</b>	<b>779,874.65</b>	<b>252,351.50</b>	<b>0.00</b>	<b>0.00</b>	<b>37,363.55</b>	<b>0.00</b>	<b>0.00</b>	<b>0.00</b>	<b>898,981.56</b>	<b>289,715.05</b>	<b>490,159.60</b>	<b>871,369.18</b>
1100 SUELDOS Y SALARIOS	809,043.49		809,043.49		234,694.80	0.00	0.00	36,627.84	0.00	0.00	0.00	898,981.56	289,715.05	490,159.60	871,369.18
1105 AGUINALDO	46,211.15		46,211.15		0.00	0.00	0.00	0.00	0.00	0.00	0.00	898,981.56	289,715.05	490,159.60	871,369.18
1306 PRIMA VACACIONAL	88,706.84		88,706.84		0.00	0.00	0.00	0.00	0.00	0.00	0.00	898,981.56	289,715.05	490,159.60	871,369.18
1307 2% SOBRE REMUN. AL TRAB.	35,413.07		35,413.07		0.00	0.00	0.00	0.00	0.00	0.00	0.00	898,981.56	289,715.05	490,159.60	871,369.18
1333 ESTIMULOS AL PERSONAL	23,802.23		23,802.23		0.00	0.00	0.00	0.00	0.00	0.00	0.00	898,981.56	289,715.05	490,159.60	871,369.18
1401 CUOTAS FISSETE	76,863.78		76,863.78		2,050.79	0.00	0.00	0.00	0.00	0.00	0.00	898,981.56	289,715.05	490,159.60	871,369.18
1403 CUOTAS FOVISSSTE	37,967.45		37,967.45		781.78	0.00	0.00	735.71	0.00	0.00	0.00	898,981.56	289,715.05	490,159.60	871,369.18
1507 OTRAS PRESTACIONES	2,554.39		2,554.39		14,004.64	0.00	0.00	0.00	0.00	0.00	0.00	898,981.56	289,715.05	490,159.60	871,369.18
1508 S.A.R.	40,521.84		40,521.84		819.49	0.00	0.00	0.00	0.00	0.00	0.00	898,981.56	289,715.05	490,159.60	871,369.18
<b>2000 MATE. Y SUMINISTROS.</b>	<b>4,644,336.90</b>	<b>0.00</b>	<b>4,644,336.90</b>	<b>3,119,498.58</b>	<b>3,099,998.33</b>	<b>301,283.28</b>	<b>30,134.14</b>	<b>316,230.85</b>	<b>90,447.60</b>	<b>738,095.87</b>	<b>3,838,094.20</b>	<b>3,838,095.87</b>	<b>-718,595.62</b>	<b>806,242.70</b>	
2101 MATERIALES PARA OFICINA	479,760.00		479,760.00		472,903.07	1,585.10	0.00	6,488.28	0.00	8,033.38	480,336.45	3,838,095.87	-718,595.62	806,242.70	
2102 MATERIALES DE LIMPIEZA	152,798.68		152,798.68		3,742.05	0.00	0.00	0.00	0.00	0.00	3,742.05	3,838,095.87	-718,595.62	806,242.70	
2103 MATERIAL DIDAC. Y APOYO TINO.	116,572.86		116,572.86		4,318.80	0.00	0.00	0.00	0.00	0.00	3,742.05	3,838,095.87	-718,595.62	806,242.70	
2108 MAT. Y UTILES DE IMPRESION	189,488.95		189,488.95		77,714.84	0.00	0.00	103,448.00	0.00	0.00	4,318.80	3,838,095.87	-718,595.62	806,242.70	
2204 PRODUCTOS ALIMENTICIOS	223,857.04		223,857.04		175,521.44	0.00	0.00	103,448.00	0.00	0.00	181,162.84	3,838,095.87	-718,595.62	806,242.70	
2208 UTENC. PALM. DE PERSONAS	226,643.64		226,643.64		95,502.82	303.90	1,450.03	7,226.42	1,920.40	1,140.01	109,900.75	3,838,095.87	-718,595.62	806,242.70	
2201 REFAC.AC.CS Y HERR. HERR.	370,618.08		370,618.08		106,416.22	0.00	0.00	1,140.01	0.00	0.00	96,642.83	3,838,095.87	-718,595.62	806,242.70	
2407 REFAC.AC.CS P/ EQUIPO TRANSP.	415,203.72		415,203.72		55,632.56	0.00	4,400.08	24,932.73	0.00	29,332.81	84,965.37	3,838,095.87	-718,595.62	806,242.70	
2402 REF. ACC. Y EQ. COMPUTO	239,647.78		239,647.78		83,769.40	0.00	0.00	78,331.42	0.00	78,331.42	162,100.82	3,838,095.87	-718,595.62	806,242.70	
2404 MATERIAL ELECTRICO	273,087.01		273,087.01		312,481.70	0.00	0.00	0.00	0.00	0.00	312,481.70	3,838,095.87	-718,595.62	806,242.70	
2504 GASTOS MEDICOS Y MEDICINAS	110,070.78		110,070.78		37,109.94	874.60	0.00	0.00	0.00	0.00	37,984.54	3,838,095.87	-718,595.62	806,242.70	
2603 COMBUSTIBLES/LUBRICANTES	163,480.66		163,480.66		293,576.50	200.00	24,284.03	18,881.10	0.00	43,365.13	336,941.63	3,838,095.87	-718,595.62	806,242.70	
2701 VESTUARIOS/JUMPER Y BLANCOS	239,647.78		239,647.78		81,660.41	0.00	0.00	0.00	88,040.00	88,040.00	169,700.84	3,838,095.87	-718,595.62	806,242.70	
2703 ARTICULOS DEPORTIVOS	152,986.68		152,986.68		77,865.41	0.00	0.00	0.00	487.20	78,352.61	169,700.84	3,838,095.87	-718,595.62	806,242.70	
2401 MATERIALES PARA CONSTRUCCION	185,309.04		185,309.04		197,707.51	0.00	0.00	37,115.88	0.00	37,115.88	234,823.39	3,838,095.87	-718,595.62	806,242.70	
2402 ESTRUCTURAS Y MANUFACTURAS	540,136.38		540,136.38		208,256.45	0.00	0.00	8,323.84	0.00	8,323.84	216,580.29	3,838,095.87	-718,595.62	806,242.70	
2301 MATERIAL DIDAC. (MATERIA PRIMA)	565,215.80		565,215.80		815,818.78	0.00	0.00	30,383.17	0.00	328,702.85	1,144,521.63	3,838,095.87	-718,595.62	806,242.70	
<b>3000 SERVS. GENERALES.</b>	<b>5,805,421.13</b>	<b>0.00</b>	<b>5,805,421.13</b>	<b>3,899,373.23</b>	<b>3,441,288.33</b>	<b>51,709.25</b>	<b>62,141.18</b>	<b>92,976.66</b>	<b>13,153.00</b>	<b>219,980.09</b>	<b>3,661,268.38</b>	<b>238,104.85</b>	<b>2,144,152.75</b>		
3101 SERVICIO POSTAL Y TELEGRA.	38,315.78		38,315.78		2,041.08	0.00	0.00	1,917.00	0.00	1,917.00	3,958.08	2,144,152.75	238,104.85	2,144,152.75	
3103 SERVICIO DE TEL. CELULAR	205,511.91		205,511.91		4,568.00	0.00	0.00	0.00	0.00	0.00	4,568.00	2,144,152.75	238,104.85	2,144,152.75	
3109 SERV. CONO. SER. AMALOG. DIG.	116,108.42		116,108.42		0.00	0.00	0.00	0.00	0.00	0.00	116,108.42	2,144,152.75	238,104.85	2,144,152.75	
3201 ARRENDAMIENTO DE EDIF. Y LOCAL	688,522.95		688,522.95		109,336.01	0.00	0.00	7,000.00	0.00	7,000.00	116,336.01	2,144,152.75	238,104.85	2,144,152.75	
3205 ALQUILER DE VEHICULOS	168,937.75		168,937.75		156,706.93	0.00	0.00	0.00	0.00	0.00	156,706.93	2,144,152.75	238,104.85	2,144,152.75	
3301 ASESORIA	197,384.32		197,384.32		9,552.40	0.00	0.00	3,000.00	0.00	0.00	156,706.93	2,144,152.75	238,104.85	2,144,152.75	
3305 CAPACITACION	162,551.79		162,551.79		251,325.25	0.00	29,515.00	0.00	0.00	0.00	12,552.40	2,144,152.75	238,104.85	2,144,152.75	
3306 ESTUDIOS E INVESTIGACIONES	110,303.00		110,303.00		2,851.04	0.00	0.00	0.00	10,933.00	55,488.00	306,773.25	2,144,152.75	238,104.85	2,144,152.75	
3402 OTROS GASTOS DE PUBLIC. DIF.	251,955.28		251,955.28		40,630.88	0.00	0.00	0.00	0.00	0.00	2,851.04	2,144,152.75	238,104.85	2,144,152.75	
3403 SERV. BANCARIO Y FINANCI.	92,886.74		92,886.74		4,947.40	0.00	0.00	1,061.40	0.00	0.00	40,620.88	2,144,152.75	238,104.85	2,144,152.75	
3404 SEGUROS DE BIENES PATRIMONIALES	151,521.49		151,521.49		89,067.07	0.00	0.00	0.00	0.00	0.00	6,008.80	2,144,152.75	238,104.85	2,144,152.75	
3416 GASTOS DIVERSOS	35,993.61		35,993.61		125,226.99	0.00	0.00	0.00	0.00	0.00	89,067.07	2,144,152.75	238,104.85	2,144,152.75	
3407 OTROS IMP. Y DERECHOS	182,290.22		182,290.22		276,297.00	0.00	0.00	0.00	0.00	0.00	125,226.99	2,144,152.75	238,104.85	2,144,152.75	
3411 SERVICIO DE VIGILANCIA	69,084.51		69,084.51		48,675.36	0.00	0.00	0.00	0.00	0.00	48,675.36	2,144,152.75	238,104.85	2,144,152.75	
3417 DIVERSOS FESTIVOS	229,314.13		229,314.13		345,017.50	0.00	0.00	19,514.90	0.00	0.00	33,945.30	2,144,152.75	238,104.85	2,144,152.75	
3501 MANTI. EQ. DE OFICINA	410,443.27		410,443.27		135,221.50	0.00	0.00	0.00	0.00	0.00	378,962.80	2,144,152.75	238,104.85	2,144,152.75	
3505 SERV. DE LAV. HIG. Y PUNI.	63,859.63		63,859.63		25,416.15	0.00	0.00	1,617.51	0.00	1,912.71	53,432.56	2,144,152.75	238,104.85	2,144,152.75	
3506 MANTI. EQUIPO DE TRANSPORTE	39,476.86		39,476.86		51,519.85	0.00	0.00	0.00	0.00	0.00	94,320.40	2,144,152.75	238,104.85	2,144,152.75	
3601 GASTOS DE PROPAGANDA	304,784.61		304,784.61		92,320.40	0.00	0.00	2,000.00	0.00	0.00	30,450.00	2,144,152.75	238,104.85	2,144,152.75	
3701 APOYO PARA ESTUDIANTES	95,208.91		95,208.91		26,400.00	0.00	0.00	4,050.00	0.00	0.00	30,450.00	2,144,152.75	238,104.85	2,144,152.75	
3803 GASTOS DE ORDEN SOCIAL	235,119.56		235,119.56		152,832.31	0.00	0.00	0.00	2,220.00	0.00	155,052.31	2,144,152.75	238,104.85	2,144,152.75	
3811 PASAJES Y TRANSPORTES	171,259.92		171,259.92		128,777.32	0.00	0.00	7,158.72	0.00	0.00	139,947.69	2,144,152.75	238,104.85	2,144,152.75	
3413 OTROS SERV. COMERCIALES	80,695.35		80,695.35		4,319.66	0.00	0.00	2,661.65	0.00	0.00	4,319.66	2,144,152.75	238,104.85	2,144,152.75	
3817 VIATICOS	603,763.80		603,763.80		467,883.27	0.00	0.00	0.00	0.00	0.00	46,101.11	2,144,152.75	238,104.85	2,144,152.75	
3903 MANTI. CONS. DEL INMUEBLE	635,113.07		635,113.07		882,628.25	0.00	0.00	50,154.20	0.00	0.00	513,984.38	2,144,152.75	238,104.85	2,144,152.75	
3415 PENAS, MULTAS Y ACCIONES	202,028.66		202,028.66		836.67	0.00	0.00	0.00	0.00	0.00	932,782.45	2,144,152.75	238,104.85	2,144,152.75	
3909 APOYO PARA EMERGENCIA	262,985.58		262,985.58		6,900.00	0.00	0.00	0.00	0.00	0.00	836.67	2,144,152.75	238,104.85	2,144,152.75	

L.C. EMMA SOBERANIS FERNANDEZ  
DIRECTOR ADMON. Y FINANZAS

C.P. LEOPOLDO CASTRO BURBURON  
SUBDIRECTOR DE REC. FINAN. PROG. Y CONTABLES

C.E. HELENA SALGADO  
FACTORA