



UNIVERSIDAD TECNOLÓGICA DE LA COSTA GRANDE DE GUERRERO
ORGANISMO PÚBLICO DESCENTRALIZADO
GOBIERNO DEL ESTADO



INFORME REAL DEL PRESUPUESTO GLOBAL AL 31 DE OCTUBRE DE 2015

FECHA DE ELABORACION
10 DE DICIEMBRE 2015

CONCEPTO	PTD ORIGINAL AUTOPRODUCIDO	PARALELO O SUPLENTE	PTD MODIFICADO	PTD TRANSFERIDO OTRO	PTD EJERCIDO RESERVA	RECURRENTE	REPLAZACION	M. E. M. S. U. A. L.	ORIGENES	TOTAL	PTD EJERCIDO ADJUDICADO	PTD EJERCIDO (P. J.) RES. NADADO	PTD EJERCIDO (P. J.) RES. EJERCIDO
1000 SERVICIOS PERSONALES	59,667,214.90	0.00	59,667,214.90	39,819,203.26	48,983,919.99	2,789,158.85	337,592.18	1,883,485.09	63,715.68	4,954,948.80	48,983,919.99	-18,129,666.53	
1100 SERVIDOS CONTRATADOS	41,574,635.21	0.00	41,574,635.21	0.00	32,353,392.81	2,246,300.44	81,999.63	1,457,371.24	27,779.93	3,812,037.21	35,066,310.02		
1300 PRIMA VACACIONAL	2,372,313.76	0.00	2,372,313.76	0.00	1,811,581.55	2,419.04	332.94	9,733.50	0.00	12,485.48	97,607.05		
1306 AGUINALDO	4,588,622.28	0.00	4,588,622.28	0.00	3,862,831.11	11,404.17	3,921.34	57,096.74	0.00	72,375.25	498,139.36		
1310 DEBENDOS	1,818,652.55	0.00	1,818,652.55	0.00	731,179.98	66,594.27	433.00	31,338.02	0.00	96,354.27	829,534.25		
1330 OTRAS PRESTACIONES	1,217,983.15	0.00	1,217,983.15	0.00	72,396.26	42,989.90	0.00	221,798.57	0.00	284,678.47	337,066.23		
1400 CUOTAS ISSSTE	3,947,997.21	0.00	3,947,997.21	0.00	2,570,218.00	338,971.46	20,779.04	175,371.70	6,318.03	3,108,883.31	1,108,883.31		
1403 CUOTAS FOMISSTE	1,592,355.81	0.00	1,592,355.81	0.00	1,198,890.03	0.00	0.00	0.00	0.00	1,198,890.03	0.00		
1500 PRESTACIONES DE RETIRO	0.00	0.00	0.00	0.00	3,915,517.10	0.00	0.00	0.00	0.00	3,915,517.10	0.00		
1507 MATERIAL DIDACTICO	0.00	0.00	0.00	0.00	294,599.79	-5,467.19	0.00	0.00	0.00	-5,467.19	300,066.98		
1508 S.A.R.	2,093,055.03	0.00	2,093,055.03	0.00	1,241,810.42	0.00	0.00	0.00	0.00	1,241,810.42	0.00		
1514 OJOS A MADRES TRABAJ.	130,799.69	0.00	130,799.69	0.00	21,573.33	970.63	176.40	970.59	0.00	2,117.70	23,671.00		
1515 ESTUDIOS AL PERSONAL	0.00	0.00	0.00	0.00	0.00	0.00	0.00	0.00	0.00	0.00	0.00		
1701 PASADORE REAL. AL. TITULADOS.	0.00	0.00	0.00	0.00	1,232,327.00	30,017.75	20,017.75	30,017.75	30,017.75	128,071.00	1,320,398.00		
2000 MATERIALES Y SUBMATERIAS	5,400,499.07	0.00	5,400,499.07	2,377,048.28	5,084,388.66	9,389.76	74,639.63	596,385.83	1,290.21	681,684.63	5,766,073.29	-3,395,025.01	
2101 MATERIALES PARA OFICINA	557,829.30	0.00	557,829.30	0.00	1,028,659.01	0.00	13,793.11	-5,817.31	0.00	27,880.13	93,480.72		
2101 MATERIALES DE LIMPIEZA	177,602.96	0.00	177,602.96	0.00	65,218.59	0.00	0.00	27,880.13	0.00	93,480.72	0.00		
2103 MATERIAL DEBASTADO	405,546.76	0.00	405,546.76	0.00	83,658.46	0.00	0.00	0.00	0.00	83,658.46	0.00		
2105 MNT. Y UTILES DE IMPRESION	209,323.67	0.00	209,323.67	0.00	680,833.83	0.00	0.00	178,645.78	0.00	178,645.78	0.00		
2105 MNT. Y UTILES DE IMPRESION Y DE INF.	132,282.54	0.00	132,282.54	0.00	0.00	0.00	0.00	0.00	0.00	0.00	0.00		
2107 MATERIAL DE INFORMACION	101,521.69	0.00	101,521.69	0.00	46,528.59	0.00	0.00	0.00	0.00	46,528.59	0.00		
2200 PRODUCTOS ALIMENTICIOS	410,927.19	0.00	410,927.19	0.00	469,795.64	0.00	435.00	84,237.00	0.00	84,672.00	494,468.64		
2203 UTENCILLOS PAPER. DE ALMA	0.00	0.00	0.00	0.00	1,802.56	0.00	0.00	0.00	0.00	1,802.56	0.00		
2203 MNT. Y PRODUCTOS PRACTICAS	278,644.65	0.00	278,644.65	0.00	0.00	0.00	0.00	0.00	0.00	0.00	0.00		
2401 MATERIAL DE CONSTRUCCION	101,521.69	0.00	101,521.69	0.00	212,823.08	0.00	0.00	11,586.89	990.01	12,478.81	225,301.89		
2402 ESTRUCTURAS Y MANUFACTURAS	278,423.61	0.00	278,423.61	0.00	113,866.08	0.00	0.00	5,340.00	0.00	5,340.00	118,726.08		
2403 MATERIALES COMPLEMENTARIOS	130,083.17	0.00	130,083.17	0.00	2,035.82	0.00	0.00	0.00	0.00	2,035.82	0.00		
2404 MATERIAL ELECTRICO	278,644.65	0.00	278,644.65	0.00	1,038,402.63	990.00	0.00	97,303.51	0.00	98,293.51	1,134,596.14		
2405 REF. ACC. Y HERR. DE TRABAJO	177,602.96	0.00	177,602.96	0.00	297,176.69	0.00	0.00	6,151.03	0.00	6,151.03	204,027.63		
2406 REF. ACC. EQUIP. DE COMPUTO	215,483.59	0.00	215,483.59	0.00	390,998.58	0.00	0.00	40,506.39	0.00	40,506.39	431,500.78		
2407 REPA. ACC. EQUIP. TRANSP.	412,026.87	0.00	412,026.87	0.00	106,810.70	0.00	0.00	11,074.83	0.00	11,074.83	117,885.52		
2408 PLAGUICIDAS, ANOMIOS Y FERTILIZ	61,181.05	0.00	61,181.05	0.00	765.20	0.00	0.00	0.00	0.00	765.20	0.00		
2504 MEDICINA Y PROD. FARMACEUTICOS	153,303.56	0.00	153,303.56	0.00	83,361.78	3,663.91	0.00	12,894.09	0.00	16,557.00	99,919.68		
2505 MAT. ACC. Y SUM. MEDICOS	0.00	0.00	0.00	0.00	0.00	0.00	0.00	0.00	0.00	0.00	0.00		
2506 MAT. ACC. Y SUM. DE LAB.	0.00	0.00	0.00	0.00	0.00	0.00	0.00	0.00	0.00	0.00	0.00		
2801 COMBUSTIBLES Y LUBRICANTES	1,196,419.46	0.00	1,196,419.46	0.00	650,275.37	4,725.86	69,401.92	74,650.21	400.00	140,176.99	796,454.36		
2804 VESTUARIO MUA. Y BLANCOS	0.00	0.00	0.00	0.00	4,041.96	0.00	0.00	0.00	0.00	4,041.96	0.00		
2700 ARTICULOS DEPORTIVOS.	88,561.46	0.00	88,561.46	0.00	16,512.17	0.00	0.00	0.00	0.00	16,512.17	0.00		
2711 BOUTAS Y BARRIOS	0.00	0.00	0.00	0.00	0.00	0.00	0.00	0.00	0.00	0.00	0.00		

[Handwritten signature]
 Mtro. FRANCISCO JAVIER VALDEOLIVERA
 DIRECTOR GENERAL DE FINANZAS

[Handwritten signature]
 LIC. FRANCISCO JAVIER RUIRON RIGULLAS
 SUBDIRECTOR DE REC. FINAN. PROG Y CONTRLES

UNIVERSIDAD TECNOLÓGICA DE LA COSTA GRANDE DE GUERRERO
ORGANISMO PÚBLICO DESCENTRALIZADO
GOBIERNO DEL ESTADO DE GUERRERO



INFORME REAL DEL PRESUPUESTO GLOBAL AL 31 DE OCTUBRE DE 2015

FECHA DE ELABORACION:
10 DE NOVIEMBRE 2015

CONCEPTO	FTO ORIGINAL AUTORIZADO	AMPLIACION O REDUCCION	FTO MODIFICADO	FTO RASGADO OCTUBRE	FTO EJERCIDO A LA FECHA DEL INTERES	EXEQUENZA	M E N S U A L			DIFERENCIA NOMBRADO	DIFERENCIA PRESUPUESTO	RESERVA TOTAL
							VINCULACION	COMPROBACION	DEBITO			
3000 SERVICIOS GENERALES	10,763,574.10	0.00	10,763,574.10	4,715,923.72	15,361,166.64	136,063.16	140,444.80	1,019,229.63	71,989.58	1,357,277.19	16,718,493.23	-12,004,567.50
3101 SERVICIO POSTAL Y TELEGRAFICO	71,039.59	0.00	71,039.59		17,798.08	0.00	0.00	1,685.14	0.00	1,685.14	19,483.22	
3103 SERVICIO TELEFONICO	381,039.52	0.00	381,039.52		117,755.14	3,851.51	3,611.25	3,521.93	3,611.25	14,295.94	132,051.08	
3104 SERVICIO DE TELEFONIA CELULAR	215,271.48	0.00	215,271.48		70,650.00	0.00	0.00	0.00	0.00	11,636.00	82,286.00	
3105 SERVICIO DE ENERGIA ELECTRICA	1,491,831.37	0.00	1,491,831.37		1,578,705.75	46,361.87	46,361.87	46,361.87	46,361.86	185,447.50	1,764,194.25	
3109 SERV. COND. SEÑ. ANALOG DIG.	313,220.01	0.00	313,220.01		182,866.02	6,090.06	6,090.06	30,450.00	6,090.06	48,720.00	231,286.02	
3101 ARRENDAMIENTO DE EDIF. Y LOCAL	0.00	0.00	0.00		543,066.82	700.06	0.00	0.00	0.00	6,040.00	549,126.82	
3106 ARRENDAMIENTO DE VEHC. TER.	0.00	0.00	0.00		235,728.96	0.00	0.00	6,690.00	0.00	6,690.00	232,038.96	
3301 ASESORIA	1,183,993.15	0.00	1,183,993.15		300,749.40	0.00	0.00	0.00	0.00	0.00	373,672.54	
3303 CAPACITACION	1,157,084.22	0.00	1,157,084.22		449,215.70	17,075.00	3,350.00	10,765.54	4,972.04	72,822.14	373,672.54	
3305 SERVICIOS ESTADISTICOS Y GEOG	0.00	0.00	0.00		0.00	0.00	0.00	0.00	0.00	0.00	0.00	
3306 SERVIDORES E INVESTIGACIONES	0.00	0.00	0.00		0.00	0.00	0.00	0.00	0.00	0.00	0.00	
3403 SERVICIOS BANCARIOS Y FINAN	122,704.74	0.00	122,704.74		38,713.16	0.00	0.00	7,277.84	0.00	7,277.84	45,991.00	
3404 SEGUROS	128,046.53	0.00	128,046.53		34,618.57	4,021.62	0.00	0.00	0.00	4,021.62	38,638.19	
3407 OTROS IMPUESTOS Y DERECHOS (TR)	102,253.95	0.00	102,253.95		27,609.80	0.00	559.00	31,490.51	0.00	34,039.51	61,648.51	
3411 SERVICIO DE VIGILANCIA	750,984.69	0.00	750,984.69		412,750.00	0.00	0.00	54,300.00	0.00	54,300.00	467,050.00	
3413 OTROS SERVICIOS COMERCIALES	118,399.32	0.00	118,399.32		191,096.24	0.00	0.00	4,670.64	0.00	4,670.64	109,166.88	
3416 GASTOS DIVERSOS	73,192.30	0.00	73,192.30		20,515.50	0.00	0.00	0.00	0.00	0.00	20,515.50	
3417 DIVERSIONES FESTEJOS	457,451.90	0.00	457,451.90		200,394.06	0.00	0.00	897.20	0.00	897.20	201,141.26	
3901 MANT. EQUIPO DE OFICINA	176,522.62	0.00	176,522.62		483,279.21	0.00	0.00	11,200.00	0.00	11,200.00	491,479.71	
3904 MANT. Y CONSERV. DEL INMUEBLE	435,924.75	0.00	435,924.75		8,227,993.31	0.00	0.00	432,138.33	0.00	432,138.33	6,660,131.64	
3905 SERV. DE LAV. LIMP. HIG. Y P.M.	102,253.95	0.00	102,253.95		2,024.65	0.00	0.00	34,985.20	0.00	34,985.20	37,889.83	
3306 MANT. Y CONSERV DE VEHICULOS	149,613.68	0.00	149,613.68		116,699.20	0.00	300.00	1,700.00	0.00	2,000.00	118,699.70	
3601 GASTOS DE PROPAGANDA	258,325.78	0.00	258,325.78		258,704.66	0.00	0.00	14,070.00	0.00	14,070.00	272,774.66	
3602 PUBL. OPC. DE DIF. E INF.	101,177.60	0.00	101,177.60		26,152.90	0.00	0.00	0.00	0.00	0.00	26,152.90	
3701 PASAJES	1,450,929.79	0.00	1,450,929.79		343,815.91	10,346.00	0.00	60,695.48	4,510.00	70,720.24	422,536.15	
3702 VIATICOS	1,450,929.79	0.00	1,450,929.79		1,073,410.33	47,897.18	60,593.63	120,644.28	4,525.49	233,665.49	1,387,072.81	
3803 GASTOS DE ORDEN SOCIAL	55,970.19	0.00	55,970.19		286,544.47	0.00	0.00	0.00	0.00	0.00	286,544.47	
3804 CONGRESOS Y CONVENCIONES	0.00	0.00	0.00		0.00	0.00	0.00	0.00	0.00	0.00	0.00	
3408 IVA PAGADO EN ACTIVOS	0.00	0.00	0.00		0.00	0.00	0.00	0.00	0.00	0.00	0.00	
3415 PEMS RECIBIDAS Y ACT.	0.00	0.00	0.00		0.00	0.00	0.00	0.00	0.00	0.00	0.00	

LIC. FRANCISCO JAVIER RINCON RECILLAS
 SUBDIRECTOR DE REC. FINAN., PROG Y CONTABLES

LIC. FRANCISCO JAVIER RINCON RECILLAS
 DIRECTOR ADJUNTO FINANZAS


UNIVERSIDAD TECNOLÓGICA DE LA COSTA GRANDE DE GUERRERO
ORGANISMO PÚBLICO DESCENTRALIZADO
GOBIERNO DEL ESTADO




INFORME REAL DEL PRESUPUESTO FEDERAL AL 31 DE OCTUBRE DE 2015

FECHA DE ELABORACIÓN
10 DE NOVIEMBRE 2015

CONCEPTO	PITO ORIGINAL AUTORIZADO	APLICACIÓN Y/O RESERVA	PITO MODIFICADO	PITO EJECUCIÓN OCTUBRE	PITO EJECUCIÓN MES ANTERIOR	DOBLAJE	M. E. K. S. U. A. L.	DEMANDA	TOTAL	PITO EJECUCIÓN AGREGADO AL 31 DE OCTUBRE 2015	ATERRIZAJE PRES. EJECUC. MES EJECUC.	RESERVA TOTAL POR EJECUC.
1000 SERVICIOS PERSONALES	32,060,176.00	0.00	32,060,176.00	17,050,218.41	21,991,960.00	1,390,078.43	68,795.09	31,857.84	2,482,474.90	24,474,434.96	-7,414,116.49	
1100 SUEDOS CONTRACTADOS	22,330,735.34	0.00	22,330,735.34	12,000,000.00	15,135,696.41	1,121,175.32	40,956.81	13,589.95	1,906,468.61	18,033,165.01		
1306 FORMA VACACIONAL	1,274,683.20	0.00	1,274,683.20	0.00	42,860.79	1,299.52	166.47	0.00	6,249.24	48,809.53		
1306 AGUINALDO	2,449,422.74	0.00	2,449,422.74	0.00	193,131.56	5,702.09	1,950.67	0.00	36,187.63	229,319.18		
1332 DESPENSAS	977,151.03	0.00	977,151.03	0.00	365,589.99	33,292.14	217.50	0.00	46,177.14	414,767.13		
1333 OTROS PRESTACIONES	654,442.38	0.00	654,442.38	0.00	36,493.38	21,458.95	0.00	0.00	132,239.24	169,533.12		
1401 CUOTAS ISSTE	2,121,323.89	0.00	2,121,323.89	0.00	1,285,105.04	167,860.73	10,399.53	3,199.02	269,231.42	1,514,340.16		
1403 CUOTAS FONOSVITE	1,049,032.95	0.00	1,049,032.95	0.00	599,945.02	0.00	0.00	0.00	0.00	599,945.02		
1506 PRESTACIONES DE RETIRO	0.00	0.00	0.00	0.00	1,957,718.55	0.00	0.00	0.00	0.00	1,957,718.55		
1507 MATERIAL DOMICILIO	0.00	0.00	0.00	0.00	149,284.90	21,733.60	0.00	0.00	21,733.60	169,018.49		
1508 S.A.R.	1,125,062.75	0.00	1,125,062.75	0.00	603,920.21	0.00	0.00	0.00	0.00	603,920.21		
1514 BONO A HORAS TRABA.	70,289.83	0.00	70,289.83	0.00	10,676.67	485.32	81.24	0.00	1,058.85	11,735.52		
1515 ESTILOS AL PERSONAL	0.00	0.00	0.00	0.00	0.00	0.00	0.00	0.00	0.00	0.00		
1501 2% SOBRE BEN. AL TRAB. PERS.	0.00	0.00	0.00	0.00	0.00	0.00	0.00	0.00	0.00	0.00		
2000 MATERIALES Y SUMINISTROS	1,669,915.00	0.00	1,669,915.00	898,313.41	2,812,194.23	4,693.28	15,008.88	15,008.88	60,035.50	2,883,676.65	-1,984,106.24	
2101 MATERIALES PARA OFICINA	174,598.22	0.00	174,598.22	0.00	514,329.51	0.00	6,696.56	22,908.67	29,005.23	544,134.72		
2102 MATERIALES DE LIMPIEZA	55,591.20	0.00	55,591.20	0.00	32,784.30	0.00	0.00	13,940.07	46,709.36	41,509.23		
2103 MATERIAL OPTICO	126,912.62	0.00	126,912.62	0.00	41,520.23	0.00	0.00	0.00	0.00	41,520.23		
2105 HAT. Y TITLES DE IMPRESIÓN Y REP.	66,946.53	0.00	66,946.53	0.00	360,428.81	0.00	0.00	89,472.35	89,472.35	429,899.21		
2106 HAT. Y TITLES DE IMPRESIÓN Y REP.	47,915.69	0.00	47,915.69	0.00	0.00	0.00	0.00	0.00	0.00	0.00		
2107 MATERIAL DE INFORMACIÓN	31,779.40	0.00	31,779.40	0.00	0.00	0.00	0.00	0.00	0.00	0.00		
2200 PRODUCTOS ALIMENTICIOS	134,815.22	0.00	134,815.22	0.00	204,859.32	0.00	217.50	12,118.50	42,318.00	247,234.32		
2200 UTENSILIOS PERSIV. DE ALPA.	501.28	0.00	501.28	0.00	0.00	0.00	0.00	0.00	0.00	501.28		
2300 MUY. Y PRODUCTOS IPRACTICAS	87,199.01	0.00	87,199.01	0.00	0.00	0.00	0.00	0.00	0.00	0.00		
2401 MATERIAL DE CONSTRUCCIÓN	31,779.40	0.00	31,779.40	0.00	106,411.54	0.00	0.00	5,791.40	6,233.41	112,650.95		
2402 ESTRUCTURAS Y MANUFACTURAS	71,483.40	0.00	71,483.40	0.00	56,693.04	0.00	0.00	2,670.00	2,670.00	59,363.04		
2403 MATERIALES COMPLEMENTARIOS	59,483.01	0.00	59,483.01	0.00	1,212.91	0.00	0.00	0.00	0.00	1,212.91		
2404 MATERIAL ELECTRICO	87,199.01	0.00	87,199.01	0.00	518,151.32	495.66	0.00	46,593.26	49,145.26	367,296.57		
2405 REF. ACC. Y ITRR DE TRABAJO	55,598.20	0.00	55,598.20	0.00	98,938.20	0.00	0.00	3,075.52	3,075.52	102,013.82		
2406 REF. ACC. EQP. DE COMPTO	67,427.61	0.00	67,427.61	0.00	195,459.29	0.00	0.00	20,252.60	20,252.60	215,711.89		
2407 REF. ACC. P/ROCOMP. TRAB.	128,940.51	0.00	128,940.51	0.00	53,405.35	0.00	0.00	5,537.42	5,537.42	58,942.77		
2500 FUMIGACIONES, ARBOS Y FERTILIZ	19,772.01	0.00	19,772.01	0.00	382.50	0.00	0.00	0.00	0.00	382.50		
2504 MEDICINAS Y PROD. FARMACÉUTICOS	47,953.59	0.00	47,953.59	0.00	4,620.87	1,831.95	0.00	6,447.00	8,278.95	49,999.84		
2505 MAT. ACC. Y SUM. MEDICOS	0.00	0.00	0.00	0.00	0.00	0.00	0.00	0.00	0.00	0.00		
2506 MAT. ACC. Y SUM. DE LAB.	0.00	0.00	0.00	0.00	0.00	0.00	0.00	0.00	0.00	0.00		
2601 COMBUSTIBLE Y LUBRICANTES	365,021.64	0.00	365,021.64	0.00	333,137.69	2,369.43	30,300.56	37,335.11	70,685.50	395,227.18		
2701 VESTUARIO UNIF. Y BLANCOS	0.00	0.00	0.00	0.00	2,002.08	0.00	0.00	0.00	0.00	2,002.08		
2703 ARTICULOS DEPORTIVOS.	27,714.61	0.00	27,714.61	0.00	8,286.09	0.00	0.00	0.00	0.00	8,286.09		
2711 MULTAS Y RECURSOS	0.00	0.00	0.00	0.00	0.00	0.00	0.00	0.00	0.00	0.00		


 NITIO FRANCISCO CHAVARRA VALDEOLIVERA
 DIRECTOR ADMON. Y FINANZAS


 LIC. FRANCISCO JAVIER RINCÓN RECLAS
 SUBDIRECTOR DE REC. FINAN. PROG Y CONTRATES

UNIVERSIDAD TECNOLÓGICA DE LA COSTA GRANDE DE GUERRERO


ORGANISMO PÚBLICO DESCENTRALIZADO
GOBIERNO DEL ESTADO DE GUERRERO




FECHA DE ELABORACIÓN: 10 DE NOVIEMBRE 2015

INFORME REAL DEL PRESUPUESTO FEDERAL AL 31 DE OCTUBRE DE 2015

CONCEPTO	PTO. ORGANO AUTORIZADO	ASIGNACION DE RECURSOS	RECURSOS AUTORIZADOS	PTO. PRESUPUESTADO	PTO. PRESUPUESTADO	M. P. F. U. S. A.				TOTAL	PTO. EJERCIDO	COMPRAS (P) PAGO INICIADO	RESERVA
						TEORICA	FINANCIADA	COMPROBADA	DEBIDA				
3200 SERVICIOS GENERALES	4,161,828.00	0.00	0.00	2,097,503.19	7,889,883.02	46,031.59	79,222.40	594,634.82	35,794.79	678,663.69	8,359,246.62	-6,261,743.43	22
3101 SERVICIO POSTAL Y TELEGRAFICO	27,468.06	0.00	0.00	0.00	7,889,883.02	0.00	0.00	842.57	0.00	842.57	9,711.61		
3102 SERVICIO TELEFONICO	147,208.21	0.00	0.00	0.00	58,872.57	1,775.76	1,805.53	1,750.97	1,805.53	7,147.97	66,025.54		
3104 SERVICIO DE TELEFONIA CELULAR	83,236.56	0.00	0.00	0.00	35,325.00	0.00	0.00	5,918.00	0.00	5,918.00	41,143.00		
3105 SERVICIO DE ENERGIA ELECTRICA	576,829.36	0.00	0.00	0.00	786,393.38	23,189.94	23,189.94	23,189.94	23,189.94	92,723.75	882,073.13		
3109 SERV. COM. S&A. ANALOG. DIG.	124,102.19	0.00	0.00	0.00	91,282.51	3,045.00	3,045.00	15,228.08	3,045.00	24,360.00	115,643.51		
3201 ARRENDAMIENTO DE EDIF. Y LOCAL	0.00	0.00	0.00	0.00	271,543.41	360.00	0.00	2,630.00	0.00	3,000.00	274,503.41		
3206 ARRENDAMIENTO DE VEHIC. TERR.	0.00	0.00	0.00	0.00	112,894.50	0.00	0.00	3,486.00	0.00	3,486.00	116,344.50		
3301 ASESORIA	457,601.06	0.00	0.00	0.00	150,174.70	0.00	3,887.15	30,108.41	0.00	35,463.57	185,636.27		
3301 CARACTACION	447,395.51	0.00	0.00	0.00	225,692.85	8,531.50	1,633.00	5,302.77	0.00	15,595.27	240,201.12		
3305 SERVICIOS ESTADISTICOS Y GEOG	0.00	0.00	0.00	0.00	0.00	0.00	0.00	0.00	0.00	0.00	0.00		
3306 ESTUDIOS E INVESTIGACIONES	0.00	0.00	0.00	0.00	0.00	0.00	0.00	0.00	0.00	0.00	0.00		
3403 SERVICIOS BANCARIOS Y FIN	47,444.84	0.00	0.00	0.00	19,316.80	0.00	0.00	3,638.82	0.00	3,638.82	22,955.58		
3404 SEGUROS DE BIENES PATRIMONIALES	49,525.75	0.00	0.00	0.00	17,300.29	2,016.81	0.00	0.00	0.00	2,016.81	19,316.80		
3407 OTROS IMPROS Y DEBEROS (FIN)	39,537.37	0.00	0.00	0.00	13,894.50	0.00	0.00	16,740.26	0.00	16,740.26	30,624.26		
3411 SERVICIO DE VIGILANCIA	294,241.24	0.00	0.00	0.00	206,375.90	0.00	0.00	22,150.00	0.00	22,150.00	233,525.00		
3413 OTROS SERV. COMERCIALES	45,789.11	0.00	0.00	0.00	53,148.12	0.00	0.00	2,335.32	0.00	2,335.32	54,983.44		
3416 GASTOS DIVERSOS	28,300.49	0.00	0.00	0.00	10,357.75	0.00	0.00	0.00	0.00	0.00	10,357.75		
3417 DIVERSOS TESTES	176,877.69	0.00	0.00	0.00	100,152.03	0.00	0.00	416.60	0.00	416.60	100,570.63		
3501 MANT. EQUIPO DE OFICINA	60,253.88	0.00	0.00	0.00	240,139.86	0.00	0.00	5,600.00	0.00	5,600.00	245,739.86		
3501 MANT. Y CONSERV. DEL INMUEBLE	186,554.03	0.00	0.00	0.00	180,554.03	0.00	0.00	216,069.17	0.00	216,069.17	4,330,065.82		
3505 SERV. DE LAV. LIMP. HIG. Y PUL.	39,537.37	0.00	0.00	0.00	1,462.32	0.00	0.00	17,482.80	0.00	17,482.80	18,944.92		
3506 MANT. Y CONSERV. DE VEHICULOS	57,849.41	0.00	0.00	0.00	58,348.85	0.00	150.00	850.00	0.00	1,000.00	59,348.85		
3601 GASTOS DE PROPIEDAD	99,883.87	0.00	0.00	0.00	129,322.33	0.00	0.00	7,038.00	0.00	7,038.00	136,397.33		
3602 PUBL. OPC. DE INF. E INF.	35,121.18	0.00	0.00	0.00	125,766.45	0.00	0.00	4,350.00	0.00	4,350.00	130,116.45		
3701 PAGAMOS	551,014.41	0.00	0.00	0.00	171,502.96	5,183.00	1,569.88	30,347.74	2,319.50	39,360.12	211,208.08		
3702 PAGOS	553,096.33	0.00	0.00	0.00	555,703.16	23,946.59	30,293.32	60,332.14	2,362.70	116,832.79	653,531.91		
3801 GASTOS DE ORDEN SOCIAL	21,641.51	0.00	0.00	0.00	140,272.24	0.00	0.00	28,156.43	0.00	28,156.43	169,183.67		
3804 CONGRESOS Y CONVENCIONES	0.00	0.00	0.00	0.00	0.00	0.00	0.00	0.00	0.00	0.00	0.00		
3415 PENAS MULTAS Y ACT.	0.00	0.00	0.00	0.00	0.00	0.00	0.00	0.00	0.00	0.00	0.00		



 LIC. FRANCISCO JAVIER RINCON RECELLAS
 SUBDIRECTOR DE REC. FINAN. PAGO Y CONTABLES



 MTR. FRANCISCO JAVIER EUSEBIO DE LA CRUZ
 DIRECTOR GENERAL FINANZAS



UNIVERSIDAD TECNOLÓGICA DE LA COSTA GRANDE DE GUERRERO

ORGANISMO PÚBLICO DESCENTRALIZADO
GOBIERNO DEL ESTADO DE GUERRERO



FECHA DE ELABORACION
10 DE NOVIEMBRE 2013

INFORME REAL DEL PRESUPUESTO FEDERAL AL 31 DE OCTUBRE DE 2013

CONCEPTO	P.T.O. ORIGINAL AUTORIZADO	ANULACION O RESERVA	ESTADO FINANCIERO	P.T.O. PAGADO COMPLETO	P.T.O. PAGADO MES ANTERIOR	DEMANDAS	COMERCIALIZACION	M. C. M. S. A. (M. C. M. S. A.)	GOBIERNO	TOTAL	P.T.O. PAGADO AL 31 DE OCTUBRE 2013	DEFERENCIA (P. P. RES. INCLUIDA) P. P. RES. EJERCIDO	RESERVA TOTAL POR FONDO
3000 SERVICIOS GENERALES	4,161,828.00	0.00	4,161,828.00	2,097,503.19	7,689,383.02	68,031.59	70,222.40	554,634.82	35,794.79	678,663.69	6,359,246.62	-6,261,743.43	32
3101 SERVICIO POSTAL Y TELEGRAFICO	27,468.06	0.00	27,468.06	8,899.04	8,899.04	0.00	0.00	942.57	0.00	842.57	9,741.61		
3102 SERVICIO TELEFONICO	197,328.71	0.00	197,328.71	56,217.57	1,775,767.00	1,775,767.00	1,805.63	1,760.97	1,685.63	7,142.97	66,025.54		
3104 SERVICIO DE TELEFONIA CELULAR	83,276.56	0.00	83,276.56	35,325.00	0.00	0.00	0.00	5,918.00	0.00	5,918.00	41,143.00		
3105 SERVICIO DE ENERGIA ELECTRICA	576,823.16	0.00	576,823.16	785,833.38	23,180.94	23,180.94	23,180.94	23,180.94	23,180.94	92,723.75	882,077.13		
3109 SERV. COM. SGA. ANALOG. DIG.	121,105.19	0.00	121,105.19	91,82.51	3,045.00	3,045.00	3,045.00	15,225.00	3,045.00	24,360.00	115,642.51		
3201 ARRENDAMIENTO DE EDIF. Y LOCAL	0.00	0.00	0.00	0.00	271,543.41	350.00	0.00	2,670.00	0.00	3,020.00	274,563.41		
3206 ARRENDAMIENTO DE VEHIC. TERP.	0.00	0.00	0.00	0.00	112,044.50	0.00	0.00	3,480.00	0.00	3,480.00	116,344.50		
3301 ASISTENCIA	457,801.06	0.00	457,801.06	150,174.70	0.00	0.00	3,857.15	30,108.41	7,486.02	36,451.57	185,836.27		
3303 CONTRATACION	447,285.51	0.00	447,285.51	224,697.85	6,537.20	6,537.20	1,675.00	5,382.77	0.00	15,958.27	240,203.12		
3306 SERVICIOS ESTADISTICOS Y GEOG	0.00	0.00	0.00	0.00	0.00	0.00	0.00	0.00	0.00	0.00	0.00		
3308 ESTUDIOS E INVESTIGACIONES	0.00	0.00	0.00	0.00	0.00	0.00	0.00	0.00	0.00	0.00	0.00		
3401 SERVICIOS BANCARIOS Y FIN	47,444.84	0.00	47,444.84	19,216.89	0.00	0.00	0.00	3,638.92	0.00	3,638.92	22,985.50		
3404 SERVICIOS DE SERVICIOS PATRONOMIALES	49,525.25	0.00	49,525.25	17,330.29	2,018.81	2,018.81	0.00	0.00	0.00	2,018.81	19,318.10		
3407 OTROS IMPRES Y SOBRESOS (PBI)	39,537.37	0.00	39,537.37	13,994.50	0.00	0.00	279.39	16,740.26	0.00	17,019.76	30,824.26		
3411 SERVICIO DE VISUALIZACION	294,281.24	0.00	294,281.24	206,375.00	0.00	0.00	0.00	27,150.00	0.00	27,150.00	233,525.00		
3413 OTROS SERV. COMERCIALES	45,789.11	0.00	45,789.11	52,348.17	0.00	0.00	0.00	2,335.32	0.00	2,335.32	54,683.44		
3416 GASTOS DIBUJOS	28,300.43	0.00	28,300.43	10,257.75	0.00	0.00	0.00	0.00	0.00	0.00	10,257.75		
3417 CONGRESOS FESTIVOS	176,877.69	0.00	176,877.69	100,357.03	0.00	0.00	0.00	418.60	0.00	418.60	100,570.63		
3501 MANT. EQUIPO DE OFICINA	60,253.96	0.00	60,253.96	240,139.86	0.00	0.00	0.00	5,600.00	0.00	5,600.00	245,739.86		
3504 MANT. Y CONSERV. DEL INMUEBLE	168,534.03	0.00	168,534.03	4,113,986.66	0.00	0.00	0.00	216,089.17	0.00	216,089.17	4,330,065.82		
3505 SERV. DE LAV. LIMP. ING. Y PBL.	39,337.37	0.00	39,337.37	1,483.22	0.00	0.00	0.00	17,482.60	0.00	17,482.60	18,949.92		
3506 MANT. Y CONSERV. DE VEHICULOS	57,849.41	0.00	57,849.41	58,349.85	0.00	0.00	150.00	850.00	0.00	1,000.00	59,349.85		
3601 GASTOS DE PROPAGANDA	92,883.87	0.00	92,883.87	126,372.33	0.00	0.00	0.00	7,038.00	0.00	7,038.00	136,389.23		
3602 PUBL. OPC. DE DIF. E INF.	39,121.18	0.00	39,121.18	125,786.45	0.00	0.00	4,360.06	0.00	0.00	4,360.06	130,116.46		
3701 PASAJES	551,014.41	0.00	551,014.41	171,507.36	3,183.00	3,183.00	0.00	30,347.74	2,259.50	39,360.12	211,268.08		
3702 VIAJES	553,095.33	0.00	553,095.33	538,705.16	23,948.59	23,948.59	30,299.37	60,322.14	2,259.50	116,832.75	653,537.61		
3801 GASTOS DE ORDEN SOCIAL	21,641.51	0.00	21,641.51	149,272.24	0.00	0.00	0.00	28,156.43	755.00	28,911.43	169,183.67		
3804 CONGRESOS Y CONFERENCIAS	0.00	0.00	0.00	0.00	0.00	0.00	0.00	0.00	0.00	0.00	0.00		
3815 PRIMS MULTAS Y ACT.	0.00	0.00	0.00	0.00	0.00	0.00	0.00	0.00	0.00	0.00	0.00		

[Handwritten signature]

MRO. FRANCISCO CUAMPATIA VALDEOLIVAR
DIRECTOR

[Handwritten signature]

MRO. FRANCISCO JAVIER BLANCA DE LACRUZ
DIRECTOR ADMON. Y FINANZAS

[Handwritten signature]

LIC. FRANCISCO JAVIER DINCON BUELLAS
SUBDIRECTOR DE REC. FINAN. PROG Y CONTABLES



GOBIERNO DEL ESTADO DE GUERRERO
ORGANISMO PÚBLICO DESCENTRALIZADO
SECRETARÍA DE ECONOMÍA Y FINANZAS



INFORME REAL DEL PRESUPUESTO ESTADAL AL 31 DE OCTUBRE DE 2015

FECHA DE EJECUCIÓN
30 DE NOVIEMBRE 2015

CONCEPTO	FONDOS FEDERATIVOS AUTORIZADOS	APLICACIONES DE FONDOS FEDERATIVOS	UTILIDAD PRESUPUESTAL	LÍMITE PRESUPUESTAL ESTADAL	FONDOS FEDERATIVOS RECORRIDOS	COMPROBANTES	H. N. S. P. A.			TOTAL	PTC. EJECUCIÓN COMPLETADA AL 31 DE OCTUBRE 2015	RESERVA PRESUPUESTAL POR EJECUCIÓN
							COMPROBANTES	COMPROBANTES	COMPROBANTES			
1000 SERVICIOS PERSONALES	27,607,028.90	0.00	27,607,028.90	13,768,864.85	21,991,862.06	1,390,978.43	69,798.09	891,742.55	31,857.64	2,482,474.99	24,674,434.90	-10,795,550.05
1103 SUELDOS COMPACTADOS	19,235,893.87	0.00	19,235,893.87	13,768,864.85	16,176,606.41	1,121,175.22	40,954.87	728,048.60	13,689.95	1,896,466.51	18,031,181.01	-8,856,587.14
1204 PRIMA VACACIONAL	1,097,630.55	0.00	1,097,630.55	42,569.29	42,569.29	1,208.52	164.47	4,866.75	0.00	6,240.74	48,809.53	-47,561.79
1306 AGUINALDO	2,109,199.55	0.00	2,109,199.55	811,460.02	811,460.02	5,702.09	1,960.87	20,574.87	0.00	36,187.63	279,318.18	-277,130.55
1312 OTRAS PENSIONES	841,460.62	0.00	841,460.62	365,489.99	365,489.99	33,392.14	217.50	15,602.50	0.00	49,137.14	414,767.13	-414,275.51
1313 OTRAS PENSIONES	583,546.77	0.00	583,546.77	36,193.38	36,193.38	21,484.95	0.00	110,851.19	0.00	132,339.74	169,533.12	-133,341.74
1401 CUOTAS FORTSSE	1,126,673.42	0.00	1,126,673.42	1,295,008.04	1,295,008.04	167,986.73	10,399.52	87,665.15	3,159.02	209,231.12	1,554,240.16	-427,566.74
1403 CUOTAS FORTSSE	983,222.97	0.00	983,222.97	593,945.02	593,945.02	0.00	0.00	0.00	0.00	0.00	593,945.02	-593,451.05
1505 PRESTACIONES DE RETIRO	0.00	0.00	0.00	1,957,718.55	1,957,718.55	0.00	0.00	0.00	0.00	0.00	1,957,718.55	-1,957,718.55
1507 MATERIAL DIDACTICO	0.00	0.00	0.00	620,800.21	620,800.21	0.00	0.00	0.00	0.00	0.00	620,800.21	-620,800.21
1508 S.A.R.	968,732.28	0.00	968,732.28	10,676.67	10,676.67	485.32	89.74	485.30	0.00	1,038.36	11,735.52	-10,766.86
1514 REGIM A HOMES TRABA.	0.00	0.00	0.00	147,784.90	147,784.90	0.00	0.00	0.00	0.00	0.00	147,784.90	-147,784.90
1515 ESTIMULOS AL PERSONAL	60,518.87	0.00	60,518.87	0.00	0.00	0.00	0.00	0.00	0.00	0.00	60,518.87	-60,518.87
1701 25% SOBRE REN. AL TRAJA PERS.	0.00	0.00	0.00	0.00	0.00	0.00	0.00	0.00	0.00	0.00	0.00	-0.00
2000 MATERIALES Y SUMINISTROS	3,710,175.07	0.00	3,710,175.07	1,472,117.87	666,133.50	4,690.38	15,008.88	15,008.88	15,008.88	60,035.50	666,169.00	-3,044,015.97
2101 MATERIALES DE LIMPIEZA	383,261.08	0.00	383,261.08	0.00	0.00	0.00	0.00	0.00	0.00	0.00	383,261.08	-383,261.08
2102 MATERIALES DE LIMPIEZA	122,654.76	0.00	122,654.76	0.00	0.00	0.00	0.00	0.00	0.00	0.00	122,654.76	-122,654.76
2105 MNT. Y UTILS DE IMPRESION	271,634.15	0.00	271,634.15	0.00	0.00	0.00	0.00	0.00	0.00	0.00	271,634.15	-271,634.15
2106 MNT. Y UTILS DE IMPRESION	151,375.14	0.00	151,375.14	0.00	0.00	0.00	0.00	0.00	0.00	0.00	151,375.14	-151,375.14
2204 PRODUCTOS ALIMENTICIOS	104,626.94	0.00	104,626.94	0.00	0.00	0.00	0.00	0.00	0.00	0.00	104,626.94	-104,626.94
2207 MATERIAL DE INFORMACION	69,751.29	0.00	69,751.29	0.00	0.00	0.00	0.00	0.00	0.00	0.00	69,751.29	-69,751.29
2208 UTENCILIOS PERSIV. DE ALUM.	296,071.97	0.00	296,071.97	0.00	0.00	0.00	0.00	0.00	0.00	0.00	296,071.97	-296,071.97
2302 MAT. Y PRODUCTOS PRACTICOS	0.00	0.00	0.00	501.28	501.28	0.00	0.00	0.00	0.00	0.00	501.28	-501.28
2401 MATERIAL DE CONSTRUCCION	191,445.03	0.00	191,445.03	0.00	0.00	0.00	0.00	0.00	0.00	0.00	191,445.03	-191,445.03
2402 ESTRUCTURAS Y MANUFACTURAS	69,751.29	0.00	69,751.29	0.00	0.00	0.00	0.00	0.00	0.00	0.00	69,751.29	-69,751.29
2403 MATERIALES COMPLEMENTARIOS	156,940.41	0.00	156,940.41	0.00	0.00	0.00	0.00	0.00	0.00	0.00	156,940.41	-156,940.41
2404 MATERIAL ELECTRICO	130,598.16	0.00	130,598.16	1,217.91	1,217.91	495.00	0.00	0.00	0.00	0.00	131,815.12	-130,620.21
2405 RES. ACC. Y HERR DE TRABAJO	191,445.03	0.00	191,445.03	518,151.32	518,151.32	495.00	0.00	0.00	0.00	0.00	518,646.32	-327,201.29
2406 RES. ACC. EQUIP. DE COMPUTO	122,064.76	0.00	122,064.76	95,918.30	95,918.30	0.00	0.00	0.00	0.00	0.00	122,064.76	-26,146.46
2407 REPARAC. EQUIPO TRANSP.	148,038.98	0.00	148,038.98	194,494.29	194,494.29	0.00	0.00	0.00	0.00	0.00	148,038.98	-34,565.31
2503 PLASTICOS, JABONES Y FERTILIZ	383,086.38	0.00	383,086.38	53,465.35	53,465.35	0.00	0.00	0.00	0.00	0.00	383,086.38	-329,621.03
2504 MEDICINAS Y PROD. FARMACEUTICOS	41,499.05	0.00	41,499.05	308.50	308.50	0.00	0.00	0.00	0.00	0.00	41,807.50	-40,498.50
2505 MAT. ACC. Y SUP. MEDICOS	105,368.97	0.00	105,368.97	41,620.89	41,620.89	1,831.95	0.00	0.00	0.00	0.00	107,200.84	-1,831.87
2506 MAT. ACC. Y SUP. DE LAB.	0.00	0.00	0.00	0.00	0.00	0.00	0.00	0.00	0.00	0.00	0.00	-0.00
2601 COMBUSTIBLES Y LUBRICANTES	801,397.82	0.00	801,397.82	315,137.69	315,137.69	2,383.43	0.00	0.00	0.00	0.00	803,781.12	-7,383.30
2701 VESTUARIO UNIF. Y BLANCOS	0.00	0.00	0.00	2,000.98	2,000.98	0.00	0.00	0.00	0.00	0.00	2,000.98	-2,000.98
2702 ARTICULOS DEPORTIVOS	60,846.87	0.00	60,846.87	8,256.02	8,256.02	0.00	0.00	0.00	0.00	0.00	69,102.89	-8,846.02
2711 NULIAS Y RECARCOS	0.00	0.00	0.00	0.00	0.00	0.00	0.00	0.00	0.00	0.00	0.00	-0.00

[Handwritten Signature]
LIC. FRANCISCO CHAMBERIA VALDEOLIVERA
SECRETARIO

[Handwritten Signature]
LIC. FRANCISCO JAVIER ELISA DE LUCRIZ
DIRECTOR ADJUNTO FINANZAS

[Handwritten Signature]
LIC. FRANCISCO JAVIER HINCÓN RECLAS
SUBDIRECTOR DE REC. FINAN. PROG. Y CONTABLES



FECHA DE ELABORACION
 10 DE NOVIEMBRE 2015

INFORME REAL DEL PRESUPUESTO ESTATAL AL 31 DE OCTUBRE DE 2015

COMPRO	P.T.T. ORIGINAL AUTORIZADO	APLICACION O REASIGNACION	P.T.T. MODIFICADO	P.T.T. MODIFICADO GUBERN.	P.T.T. EJERCIDO ACUMULADO MES INTERVEN.	N. T. R. U. B. A. I.			TOTAL	P.T.T. EJERCIDO ACUMULADO AL 31 DE OCTUBRE 2015	DIFERENCIA (+) / (-) MES TABLADO MES EJERCIDO	RESERVA TOTAL POLICIAL	
						DOCTRINA	CONCEPCION	MANEJO					
3006 SERVICIOS GENERALES	6,681,746.10	0.00	6,601,746.10	2,616,427.54	7,680,933.02	88,011.59	79,222.40	504,654.82	35,794.79	674,602.69	8,359,246.62	9,741.61	-5,742,824.66
3101 SERVICIO POSTAL Y TELEGRAFICO	43,571.52	0.00	43,571.52	0.00	9,899.04	0.00	0.00	942.57	0.00	942.57	9,741.61	9,741.61	0.00
3103 SERVICIO TELEFONICO	233,701.81	0.00	233,701.81	0.00	58,877.57	1,775.76	1,895.63	1,760.97	3,615.53	7,147.97	66,025.54	66,025.54	0.00
3104 SERVICIO DE TELEFONIA CELULAR	132,034.92	0.00	132,034.92	0.00	35,325.00	0.00	0.00	5,818.00	0.00	5,818.00	41,143.00	41,143.00	0.00
3106 SERVICIO DE ENERGIA ELCTRICA	915,002.01	0.00	915,002.01	0.00	789,333.38	21,189.94	21,189.94	23,180.94	23,180.95	62,722.25	882,072.13	882,072.13	0.00
3109 SERV. COND. S&E. ANUOC. DIE.	192,110.81	0.00	192,110.81	0.00	97,282.51	3,045.00	3,045.00	15,275.00	3,045.00	29,180.00	115,643.51	115,643.51	0.00
3201 AMBIENTAMIENTO DE EDIF. Y LOCAL	0.00	0.00	0.00	0.00	271,543.41	350.00	0.00	2,670.00	0.00	3,020.00	274,563.41	274,563.41	0.00
3206 AMBIENTAMIENTO DE VEHIC. TERRE.	0.00	0.00	0.00	0.00	117,864.50	0.00	0.00	3,483.00	0.00	3,483.00	116,344.50	116,344.50	0.00
3301 ASISTENCIA	755,192.07	0.00	726,192.07	0.00	150,374.70	0.00	3,867.15	30,108.41	2,444.02	36,461.57	186,836.27	186,836.27	0.00
3303 CONVICTACION	705,687.71	0.00	705,687.71	0.00	224,607.85	8,537.50	1,853.00	5,282.77	0.00	35,935.27	240,203.12	240,203.12	0.00
3305 SERVICIOS ETNOLOGICOS Y GEOG	0.00	0.00	0.00	0.00	0.00	0.00	0.00	0.00	0.00	0.00	0.00	0.00	0.00
3306 ESTUDIOS E INVESTIGACIONES	0.00	0.00	0.00	0.00	0.00	0.00	0.00	0.00	0.00	0.00	0.00	0.00	0.00
3403 SERVICIOS BANCARIOS Y DIN	75,259.81	0.00	75,259.81	0.00	19,355.58	0.00	0.00	3,619.32	6.00	3,625.32	22,980.90	22,980.90	0.00
3404 SERVICIOS DE BIENES PATRONIALES	78,560.78	0.00	78,560.78	0.00	17,393.29	2,010.81	0.00	0.00	0.00	2,010.81	19,314.10	19,314.10	0.00
3407 OTROS IMPRES Y REBOCOS (TEN)	62,716.59	0.00	62,716.59	0.00	13,894.50	0.00	0.00	16,740.26	0.00	16,740.26	17,015.76	17,015.76	0.00
3411 SERVICIO DE VIGILANCIA	466,743.45	0.00	466,743.45	0.00	236,375.00	0.00	0.00	27,150.00	0.00	27,150.00	368,828.45	368,828.45	0.00
3413 OTROS SERV. COMERCIALES	72,619.21	0.00	72,619.21	0.00	52,248.12	0.00	0.00	2,335.32	0.00	2,335.32	54,583.44	54,583.44	0.00
3462 GASTOS DIVERSOS	44,891.87	0.00	44,891.87	0.00	10,257.25	0.00	0.00	0.00	0.00	0.00	10,257.25	10,257.25	0.00
3470 CONGRESOS PESTICOS	280,574.21	0.00	280,574.21	0.00	100,132.03	0.00	0.00	418.60	0.00	418.60	300,570.63	300,570.63	0.00
3501 MANT. EQUIPO DE OFICINA	108,266.64	0.00	108,266.64	0.00	246,139.86	0.00	0.00	5,600.00	0.00	5,600.00	245,739.86	245,739.86	0.00
3504 MANT. Y CONSERV. DEL INMUEBLE	267,370.72	0.00	267,370.72	0.00	4,113,996.55	0.00	0.00	216,069.17	0.00	216,069.17	4,330,065.82	4,330,065.82	0.00
3505 SERV. DE LAV. UIMP. HIG. Y P.M.	62,716.59	0.00	62,716.59	0.00	1,480.32	0.00	0.00	17,432.80	0.00	17,432.80	18,914.02	18,914.02	0.00
3506 MANT. Y CONSERV. DE VEHICULOS	91,764.27	0.00	91,764.27	0.00	54,349.95	0.00	150.00	890.00	0.00	890.00	59,249.85	59,249.85	0.00
3601 GASTOS DE PROPAGANDA	158,441.91	0.00	158,441.91	0.00	178,352.33	0.00	0.00	7,035.00	0.00	7,035.00	136,397.33	136,397.33	0.00
3602 PUBL. OFC. DE DIF. E INF.	62,056.41	0.00	62,056.41	0.00	125,756.45	0.00	4,330.00	0.00	0.00	4,330.00	130,116.45	130,116.45	0.00
3701 PASAJES	889,915.37	0.00	889,915.37	0.00	171,907.06	5,143.00	15,069.88	30,347.74	2,295.50	39,360.12	211,266.08	211,266.08	0.00
3702 VARIOS	893,246.25	0.00	893,246.25	0.00	536,705.16	23,946.59	30,299.32	60,372.14	793.00	116,822.75	653,537.91	653,537.91	0.00
3801 GASTOS DE ORDEN SOCIAL	34,325.08	0.00	34,325.08	0.00	140,772.24	0.00	0.00	28,156.43	0.00	28,156.43	169,183.97	169,183.97	0.00
3804 CONGRESOS Y CONVENCIONES	0.00	0.00	0.00	0.00	0.00	0.00	0.00	0.00	0.00	0.00	0.00	0.00	0.00
3815 PENAS, MULTAS Y ACT.	0.00	0.00	0.00	0.00	0.00	0.00	0.00	0.00	0.00	0.00	0.00	0.00	0.00

Mtro. FRANCISCO JAVIER ELISEA DE LACRUZ
 DIRECTOR ADMINISTRATIVO Y FINANCIERO

Mtro. FRANCISCO JAVIER RINCÓN RECLAS
 SUBDIRECTOR DE REC. FINAN. PROG Y CONTABLES

