
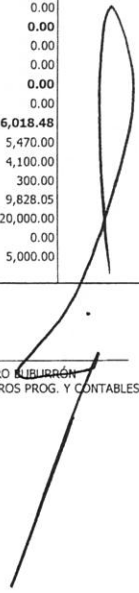


**BALANZA DE COMPROBACION**  
 AL 31 DE MAYO 2020

CONCEPTO	ACUMULADO		MENSUAL		ACTUALIZADO	
	DEUDOR	ACREEDOR	DEUDOR	ACREEDOR	DEUDOR	ACREEDOR
<b>ACTIVO CIRCULANTE</b>	<b>4,935,003.00</b>		<b>16,709,194.89</b>	<b>16,144,348.95</b>	<b>5,499,848.94</b>	
<b>CAJA</b>	<b>50,000.00</b>		<b>0.00</b>	<b>0.00</b>	<b>50,000.00</b>	
MA. SOLEDAD GUERRERO ENRIQUEZ.	50,000.00		0.00	0.00	50,000.00	
<b>BANCOS</b>	<b>4,394,467.94</b>		<b>16,626,870.31</b>	<b>16,047,974.64</b>	<b>4,973,363.61</b>	
SANTANDER No. 65501206056.	9,469.68		1,185,276.14	1,185,738.98	9,006.84	
BANCOMER No. 0449536078.	895,719.72		858,808.55	208,087.19	1,546,441.08	
BANCOMER No. 0449536094	1,316,382.25		6,871,761.78	6,815,589.46	1,372,554.57	
BANCOMER 0144398351	318,585.92		658,031.97	341,026.73	635,591.16	
BANCOMER 0191265121 PROMEP 2012	45,940.30		0.00	0.00	45,940.30	
BANAMEX 0118115188	31,539.50		6,803.35	259.84	38,083.01	
BANCOMER ESTATAL 0112689243	855,712.15		3,084,403.92	3,919,692.60	20,423.47	
BANCOMER FEDERAL 0112689251	509,715.38		3,648,030.55	3,576,079.45	581,666.48	
BANCOMER FONDO DE AHORRO 0113066908	399,719.04		99,035.02	1,134.99	497,619.07	
BANCOMER PFC 2019 0113964132	10,372.00		0.00	365.40	10,006.60	
BANAMEX 8739003	1,312.00		214,719.03	0.00	216,031.03	
<b>INVERSIONES EN VALORES</b>	<b>0.00</b>		<b>0.00</b>	<b>0.00</b>	<b>0.00</b>	
SUBSIDIO AL EMPLEO	0.00		0.00	0.00	0.00	
SUBSIDIO AL EMPLEO A CORTO PLAZO	340.68		0.00	340.68	0.00	
ALMACEN	0.00		0.00	0.00	0.00	
MATERIALES Y ÚTILES DE OFICINA	0.00		0.00	0.00	0.00	
MEDICAMENTOS Y PROD. FARMACEUTICOS	0.00		0.00	0.00	0.00	
CAFETERIA	0.00		0.00	0.00	0.00	
SNACK	0.00		0.00	0.00	0.00	
<b>ANTICIPO A FUNCIONARIOS Y EMPLEADOS</b>	<b>69,570.05</b>		<b>57,869.97</b>	<b>51,421.54</b>	<b>76,018.48</b>	
JESUS ISRAEL MORALES CORTEZ	0.00		8,156.00	2,686.00	5,470.00	
CLEIVER ULISES DELOYA CASTRO	4,100.00		31.97	31.97	4,100.00	
JESUS DE LA PAZ GUZMAN	900.00		0.00	600.00	300.00	
GREGORIO RADILLA SALAS	17,732.05		6,000.00	13,904.00	9,828.05	
LEOPOLDO CASTRO BUBURÓN	18,000.00		2,000.00	0.00	20,000.00	
CARLOS GIOVANNI MORENO LANDEROS	500.00		0.00	500.00	0.00	
ISAAC VARGAS TAMPA	5,000.00		0.00	0.00	5,000.00	


 C.P. RENÉ GARCÍA SALGADO  
 RECTOR


 MTR. ERICK SOBERANIS FERNANDEZ  
 DIRECTOR DE ADMINISTRACION Y FINANZAS


 C.P. LEOPOLDO CASTRO BUBURÓN  
 SUBDIRECTOR DE REC. FINANCIEROS PROG. Y CONTABLES



UNIVERSIDAD TECNOLÓGICA DE LA COSTA GRANDE DE GUERRERO  
ORGANISMO PÚBLICO DESCENTRALIZADO  
GOBIERNO DEL ESTADO



10 DE JUNIO DE 2020  
HOJA NUMERO  
2/4

BALANZA DE COMPROBACION  
AL 31 DE MAYO 2020

CONCEPTO	ACUMULADO		MENSUAL		ACTUALIZADO	
	DEUDOR	ACREEDOR	DEUDOR	ACREEDOR	DEUDOR	ACREEDOR
JUAN CARLOS ABARCA ESPINO	5,095.00		8,574.00	9,079.00	4,590.00	
RENÉ GALEANA SALGADO	0.00		10,000.00	3,875.57	6,124.43	
JORGE DE LA O AVILES	13,443.00		19,486.00	15,523.00	17,406.00	
ISAIAS JUAREZ LEON	1,000.00		0.00	1,000.00	0.00	
ISIS YUNEIRI RIOS CAMPOS	3,800.00		2,000.00	2,600.00	3,200.00	
ARQUÍMIDES FACUNDO LEÓN ANZO	0.00		1,622.00	1,622.00	0.00	
<b>PAGOS ANTICIPADOS</b>	<b>0.00</b>		<b>0.00</b>	<b>0.00</b>	<b>0.00</b>	
<b>ANTICIPO A PROVEEDORES</b>	<b>38,546.00</b>		<b>17,231.23</b>	<b>35,200.00</b>	<b>20,577.23</b>	
ELIZABETH BUSTOS LOPEZ	0.00		6,500.00	0.00	6,500.00	
TURISTICA CADIZ SA DE CV	3,346.00		0.00	0.00	3,346.00	
QUALTAS COMPAÑIA DE SEGUROS SA DE CV	0.00		10,731.23	0.00	10,731.23	
INVEPY Y ASOCIADOS S C	35,200.00		0.00	35,200.00	0.00	
<b>DEUDORES DIVERSOS</b>	<b>382,078.33</b>		<b>7,223.38</b>	<b>9,412.09</b>	<b>379,889.62</b>	
PRESTAMO UT-TC	199,568.30		0.00	0.00	199,568.30	
DIRECCION GENERAL DE PROFESIONES	7,921.32		0.00	0.00	7,921.32	
CONEKTA	0.00		7,223.38	7,223.38	0.00	
JESUS ISRAEL MORALES CORTEZ	3,000.00		0.00	0.00	3,000.00	
GRUPO AZUL PACIFICO CENTRO S C	167,400.00		0.00	0.00	167,400.00	
MARIA GUADALUPE ALFARO CHAVEZ	188.71		0.00	188.71	0.00	
MARIA TERESA OROZCO OLIVAR	4,000.00		0.00	2,000.00	2,000.00	
<b>ACTIVO FDO</b>	<b>116,668,919.52</b>		<b>0.00</b>	<b>0.00</b>	<b>116,668,919.52</b>	
TERRENOS	237,095.46		0.00	0.00	237,095.46	
EDIFICIOS	54,065,059.39		0.00	0.00	54,065,059.39	
MOBILIARIO	5,957,342.31		0.00	0.00	5,957,342.31	
EQUIPO DE ADMINISTRACION	278,429.50		0.00	0.00	278,429.50	
VEHICULOS Y EQ TERRESTRE	7,353,587.40		0.00	0.00	7,353,587.40	
EQUIPO DE COCINA	981,213.10		0.00	0.00	981,213.10	

C.P. RENÉ GALEANA SALGADO  
RECTOR

54  
MTRO. ERICK SOBERANIS FERNANDEZ  
DIRECTOR DE ADMINISTRACION Y FINANZAS


C.P. LEOPOLDO CASTRO BUBURRÓN  
SUBDIRECTOR DE REC. FINANCIEROS PROG. Y CONTABLES


**BALANZA DE COMPROBACION**

AL 31 DE MAYO 2020

CONCEPTO	ACUMULADO		MENSUAL		ACTUALIZADO	
	DEUDOR	ACREEDOR	DEUDOR	ACREEDOR	DEUDOR	ACREEDOR
EQ. E INSTRUMENTAL MED. Y DE LAB.	666,255.06		0.00	0.00	666,255.06	
EQUIPO EDUC. Y RECREATIVO.	3,907,464.54		0.00	0.00	3,907,464.54	
EQ. Y APAR. DE COMUN. Y TELECOM.	2,471,107.55		0.00	0.00	2,471,107.55	
BIENES INFORMATICOS.	17,242,951.30		0.00	0.00	17,242,951.30	
MAQ. EQ. ELECTRICO	690,625.38		0.00	0.00	690,625.38	
MAQ. Y EQ. INDUSTRIAL.	2,976,223.53		0.00	0.00	2,976,223.53	
MAQ. Y EQ. DIVERSOS.	910,192.90		0.00	0.00	910,192.90	
HERRAMIENTAS Y MAQ-HERRAMIENTA	17,610,725.10		0.00	0.00	17,610,725.10	
ACERVO BIBLIOGRAFICO (LIBROS)	1,320,647.00		0.00	0.00	1,320,647.00	
<b>DIFERIDOS</b>	<b>1,447,782.93</b>		<b>0.00</b>	<b>0.00</b>	<b>1,447,782.93</b>	
GASTOS DE ORGANIZACIÓN E INST.	1,333,080.97		0.00	0.00	1,333,080.97	
DEPOSITOS EN GARANTIA (C.F.E.)	114,701.96		0.00	0.00	114,701.96	
<b>SUMA DEL ACTIVO</b>	<b>123,051,705.45</b>	<b>0.00</b>	<b>16,709,194.89</b>	<b>16,144,348.95</b>	<b>123,616,534.32</b>	
<b>PASIVO</b>		<b>6,142,827.75</b>	<b>1,929,966.16</b>	<b>1,530,465.67</b>		<b>5,743,327.26</b>
<b>PROVEEDORES</b>		<b>0.00</b>	<b>0.00</b>	<b>0.00</b>		<b>0.00</b>
		0.00	0.00	0.00		0.00
<b>ACREEDORES DIVERSOS</b>		<b>4,667,954.40</b>	<b>374,327.70</b>	<b>474,833.84</b>		<b>4,768,460.54</b>
PRESTAMOS ISSSTE		26,866.20	59,702.78	63,168.51		30,331.93
CREDITO FOVISSSTE		50,700.60	100,614.33	99,827.46		49,913.73
PRODEP		45,940.30	0.00	0.00		45,940.30
PENSIÓN ALIMENTICIA		0.00	40,920.23	40,920.23		0.00
PRÉSTAMO DEL ESTADO		750,000.00	0.00	0.00		750,000.00
CUOTA SINDICAL		24,608.93	72,856.27	48,247.34		0.00
PRÉSTAMO ESTATAL		3,260,648.23	0.00	0.00		3,260,648.23
CONEKTA		0.00	0.00	9,807.64		9,807.64
PFC 2019		10,372.00	0.00	0.00		10,372.00
FONACOT		94,599.10	94,599.10	113,827.64		113,827.64
CURSOS DEL DEPTO DE CAPACITACIÓN		4,500.00	4,500.00	0.00		0.00
FONDO DE AHORRO		399,719.04	1,134.99	99,035.02		497,619.07
<b>PROVISIONES</b>		<b>0.00</b>	<b>0.00</b>	<b>0.00</b>		<b>0.00</b>
		0.00	0.00	0.00		0.00
<b>IMPUESTOS POR PAGAR</b>		<b>1,474,873.35</b>	<b>1,555,638.46</b>	<b>1,055,631.83</b>		<b>974,866.72</b>
I.S.P.T. RETENIDO		928,130.05	928,130.05	671,313.52		671,313.52
10% RETENIDO S/HONORARIOS		19,469.03	19,469.03	2,927.27		2,927.27
S.A.R.		445,401.37	445,401.37	219,860.73		219,860.78
I.S.S.S.T.E.		81,872.90	162,638.06	161,530.31		80,765.15


 C.P. RENÉ SALAZAR SALGADO  
 RECTOR


 MTR. ERICO SOBERANIS FERNANDEZ  
 DIRECTOR DE ADMINISTRACION Y FINANZAS


 C.P. LEOPOLDO CASTRO BUBURRÓN  
 SUBDIRECTOR DE REC. FINANCIEROS PROG. Y CONTABLES

**BALANZA DE COMPROBACION**  
AL 31 DE MAYO 2020

CONCEPTO	ACUMULADO		MENSUAL		ACTUALIZADO	
	DEUDOR	ACREEDOR	DEUDOR	ACREEDOR	DEUDOR	ACREEDOR
<b>PATRIMONIO</b>		<b>116,668,936.46</b>	<b>0.00</b>	<b>0.00</b>		<b>116,668,919.39</b>
APORTACION GOB. FEDERAL		56,576,741.07	0.00	0.00		56,576,741.07
APORTACION GOB. ESTATAL		50,315,705.57	0.00	0.00		50,315,705.57
INVERSION ESTATAL DIRECTA		200,000.00	0.00	0.00		200,000.00
APORTACION DE INGRESOS PROPIOS		9,576,472.75	0.00	0.00		9,576,472.75
<b>RESULTADO DEL EJERCICIO ANTERIOR</b>		<b>339,129.80</b>	<b>0.00</b>	<b>0.00</b>	<b>0.00</b>	<b>339,129.80</b>
		0.00	0.00	0.00	0.00	0.00
<b>INGRESOS</b>		<b>28,591,617.83</b>	<b>0.00</b>	<b>7,249,521.71</b>		<b>35,841,139.54</b>
<b>POR SUBSIDIO DEL GOBIERNO FEDERAL</b>		<b>12,310,251.00</b>		<b>3,077,563.00</b>		<b>15,387,814.00</b>
U.T.C.G.G.		12,310,251.00		3,077,563.00		15,387,814.00
CAPITULO 5000 FEDERAL		0.00		0.00		0.00
<b>POR SUBSIDIO DEL GOBIERNO ESTATAL</b>		<b>13,494,618.91</b>		<b>3,084,403.92</b>		<b>16,579,022.83</b>
U.T.C.G.G.		13,494,618.91		3,084,403.92		16,579,022.83
CAPITULO 5000 ESTATAL		0.00		0.00		0.00
<b>POR INGRESOS PROPIOS</b>		<b>2,782,403.00</b>		<b>1,087,528.00</b>		<b>3,869,931.00</b>
INSCRIPCIONES		259,250.00		6,800.00		266,050.00
COLEGIATURAS		911,602.00		576,591.00		1,488,193.00
OTROS INGRESOS		1,611,551.00		504,137.00		2,115,688.00
<b>OTROS INGRESOS</b>		<b>2.02</b>	<b>0.00</b>	<b>1.03</b>		<b>3.05</b>
ING. X APROVECH. P/BENEFICIO ALUMNOS		0.00		0.00		0.00
VARIOS		2.02	0.00	1.03		3.05
UTILIDAD EN VTA DE ACTIVO FIJO		0.00		0.00		0.00
<b>PRODUCTOS FINANCIEROS</b>		<b>4,342.90</b>		<b>25.76</b>		<b>4,368.66</b>
INTERESES SOBRE INVERSIONES		4,342.90		25.76		4,368.66
<b>EGRESOS</b>	<b>28,690,806.39</b>		<b>6,285,175.28</b>		<b>34,975,981.67</b>	
<b>FEDERAL</b>	<b>13,057,048.24</b>		<b>3,249,423.08</b>		<b>16,306,471.32</b>	
1000 SERVICIOS PERSONALES	11,447,714.02		3,234,734.10		14,682,448.12	
2000 MATERIALES Y SUMINISTROS	547,493.00		3,807.45		551,300.45	
3000 SERVICIOS GENERALES	1,061,841.22		10,881.53		1,072,722.75	
<b>ESTATAL</b>	<b>12,165,667.01</b>		<b>2,760,310.16</b>		<b>14,925,977.17</b>	
1000 SERVICIOS PERSONALES	10,529,807.51		2,456,788.74		12,986,596.25	
2000 MATERIALES Y SUMINISTROS	446,631.74		120,177.39		566,809.13	
3000 SERVICIOS GENERALES	1,189,227.76		183,344.03		1,372,571.79	
<b>INVERSION</b>	<b>0.00</b>		<b>0.00</b>	<b>0.00</b>	<b>0.00</b>	
5000 INVERSION (DEPREC. Y AMORT.)	0.00		0.00	0.00	0.00	
<b>PROPIOS VARIOS</b>	<b>3,468,091.14</b>		<b>275,442.04</b>		<b>3,743,533.18</b>	
1000 SERVICIOS PERSONALES	0.00		0.00		0.00	
2000 MATERIALES Y SUMINISTROS	1,512,594.86		47,261.21		1,559,856.07	
3000 SERVICIOS GENERALES	1,955,496.28		228,180.83		2,183,677.11	
<b>CUENTAS DE ORDEN DEUDORAS</b>	<b>545,995.92</b>		<b>0.00</b>	<b>0.00</b>	<b>545,995.92</b>	
PROV. PRIMA DE ANTIGUEDAD	545,995.92		0.00	0.00	545,995.92	
PROV. ECONOM. PASIVO CONTINGENTE	0.00		0.00	0.00	0.00	
LAUDOS PENDIENTES DE PAGAR	0.00		0.00	0.00	0.00	
<b>CUENTAS DE ORDEN ACREEDORAS</b>	<b>545,995.92</b>	<b>0.00</b>	<b>0.00</b>	<b>0.00</b>	<b>545,995.92</b>	<b>0.00</b>
RVA PRIMA DE ANTIGUEDAD	545,995.92	0.00	0.00	0.00	545,995.92	0.00
PROV. ECONOM. PASIVO CONTINGENTE	0.00	0.00	0.00	0.00	0.00	0.00
RVA. LAUDOS PENDIENTES DE PAGAR	0.00	0.00	0.00	0.00	0.00	0.00
<b>CUENTAS DE ORDEN DEP. ACT. FIJO DEUDORA</b>	<b>73,846,156.71</b>		<b>293,666.87</b>	<b>0.00</b>	<b>74,139,823.58</b>	
DEP. ACUM DE MOBILIARIO	4,362,205.83		49,846.35	0.00	4,412,052.18	
DEP. ACUM. DE EQ. DE ADMON	208,357.67		0.00	0.00	208,357.67	
DEP. ACUM DE VEHI. Y EQ. TERRESTRE	3,367,201.34		4,437.50	0.00	3,371,638.84	
DEP. ACUM. EQ. DE COCINA	454,245.09		8,872.63	0.00	463,117.72	
DEP. ACUM. DE EQ. E INSTRUM Y LAB	13,600.32		0.00	0.00	13,600.32	
DEP. ACUM. EQ. EDUC Y RECREATIVO	3,857,783.13		833.33	0.00	3,858,616.46	
DEP. ACUM. EQ. Y APAR COM Y TELECOM	912,843.47		0.00	0.00	912,843.47	
DEP. ACUM. BIENES INFORMATICOS	10,426,777.91		65,848.18	0.00	10,492,626.09	
DEP. ACUM. MAQ. Y EQ. ELECTRICO	260,963.44		4,797.74	0.00	265,761.18	
DEP. ACUM. MAQ. Y EQ. INDUSTRIAL	1.60		0.00	0.00	1.60	
DEP. ACUM. MAQ. Y EQ. DIVERSOS	258.35		51.67	0.00	310.02	
DEP. ACUM. DE HERRAMIENTAS-MAQ	13,984,887.73		0.00	0.00	13,984,887.73	
DEP. ACUM. DE EDIFICIO	34,571,758.23		158,979.47	0.00	34,730,737.70	
AMORT. DE GTOS. DE INSTALA Y ORGANI.	1,425,272.60		0.00	0.00	1,425,272.60	
<b>CUENTAS DE ORDEN DEP. ACT. FIJO ACREEDORA</b>	<b>-73,846,156.71</b>	<b>0.00</b>	<b>293,666.87</b>	<b>0.00</b>	<b>-74,139,823.58</b>	<b>0.00</b>
DEP. ACUM DE MOBILIARIO	-4,362,205.83	0.00	49,846.35	0.00	-4,412,052.18	0.00
DEP. ACUM. DE EQ. DE ADMON	-208,357.67	0.00	0.00	0.00	-208,357.67	0.00
DEP. ACUM DE VEHI. Y EQ. TERRESTRE	-3,367,201.34	0.00	4,437.50	0.00	-3,371,638.84	0.00
DEP. ACUM. EQ. DE COCINA	-454,245.09	0.00	8,872.63	0.00	-463,117.72	0.00
DEP. ACUM. DE EQ. E INSTRUM Y LAB	-13,600.32	0.00	0.00	0.00	-13,600.32	0.00
DEP. ACUM. EQ. EDUC Y RECREATIVO	-3,857,783.13	0.00	833.33	0.00	-3,858,616.46	0.00
DEP. ACUM. EQ. Y APAR COM Y TELECOM	-912,843.47	0.00	0.00	0.00	-912,843.47	0.00
DEP. ACUM. BIENES INFORMATICOS	-10,426,777.91	0.00	65,848.18	0.00	-10,492,626.09	0.00
DEP. ACUM. MAQ. Y EQ. ELECTRICO	-260,963.44	0.00	4,797.74	0.00	-265,761.18	0.00
DEP. ACUM. MAQ. Y EQ. INDUSTRIAL	-1.60	0.00	0.00	0.00	-1.60	0.00
DEP. ACUM. MAQ. Y EQ. DIVERSOS	-258.35	0.00	51.67	0.00	-310.02	0.00
DEP. ACUM. DE HERRAMIENTAS-MAQ	-13,984,887.73	0.00	0.00	0.00	-13,984,887.73	0.00
DEP. ACUM. DE EDIFICIO	-34,571,758.23	0.00	158,979.47	0.00	-34,730,737.70	0.00
AMORT. DE GTOS. DE INSTALA Y ORGANI.	-1,425,272.60	0.00	0.00	0.00	-1,425,272.60	0.00
<b>TOTALES</b>	<b>226,134,664.47</b>	<b>226,134,664.47</b>	<b>25,218,003.20</b>	<b>25,218,003.20</b>	<b>233,278,335.49</b>	<b>233,278,335.49</b>

C.P. RENE GALILEA SALGADO  
RECTOR

MTR. ERIC SOBERANIS FERNANDEZ  
DIRECTOR DE ADMINISTRACION Y FINANZAS

C.P. LEOPOLDO CASTRO BUBURRÓN  
SUBDIRECTOR DE REC. FINANCIEROS PROG. Y CONTABLES