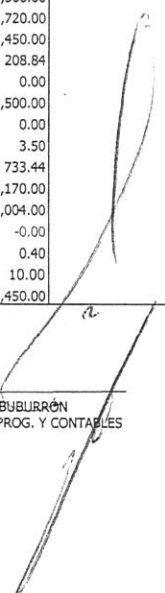


BALANZA DE COMPROBACION
AL 31 DE MARZO 2017

CONCEPTO	ACUMULADO		MENSUAL		ACTUALIZADO	
	DEUDOR	ACREEDOR	DEUDOR	ACREEDOR	DEUDOR	ACREEDOR
ACTIVO CIRCULANTE	8,333,721.31		111,962,605.22	114,363,498.24	5,932,828.39	
CAJA	50,000.00		0.00	0.00	50,000.00	
MA. SOLEDAD GUERRERO ENRIQUEZ.	50,000.00		0.00	0.00	50,000.00	
BANCOS	2,571,563.62		14,767,713.59	16,249,556.44	1,089,720.77	
SERFIN No. 65501206056.	11,248.89		4,958,555.16	4,958,996.77	10,807.28	
BANCOMER No.0449536078.	750,099.16		530,516.01	848,713.17	431,902.00	
BANCOMER No. 0449536094	520,546.85		4,224,479.16	4,352,850.88	392,175.13	
BANCOMER 0144398351	51,510.98		1,114,204.00	1,094,834.40	70,880.58	
BANCOMER 0191265121 PROMEP 2012	15,000.00		0.00	0.00	15,000.00	
BANAMEX 0118115196 ESTATAL	834,648.15		2,091,709.91	2,906,203.44	20,154.62	
BANAMEX 0118115218 FEDERAL	281,940.68		1,811,958.30	2,073,000.00	20,898.98	
BANCOMER 0109076506	0.00		0.00	0.00	0.00	
BANCOMER BECAS (CONACYT)	54,000.00		5,957.78	14,957.78	45,000.00	
BANCOMER 0118115188	52,568.91		30,333.27	0.00	82,902.18	
INVERSIONES EN VALORES	5,036,705.81		96,866,274.31	97,861,419.76	4,041,560.36	
INV CTO.1366535534	0.00		0.00	0.00	0.00	
INV CTO 1366005926	5,036,705.81		96,866,274.31	97,861,419.76	4,041,560.36	
ALMACEN	0.00		0.00	0.00	0.00	
MATERIALES Y UTILES DE OFICINA	0.00		0.00	0.00	0.00	
MEDICAMENTOS Y PROD. FARMACEUTICOS	0.00		0.00	0.00	0.00	
CAFETERIA	0.00		0.00	0.00	0.00	
SNACK	0.00		0.00	0.00	0.00	
ANTICIPO A FUNCIONARIOS Y EMPLEADOS	83,140.22		164,082.00	158,778.42	88,443.80	
FELIX CHAVEZ AYYAR	11,596.00		0.00	11,596.00	0.00	
RENE GALEANA SALGADO	10,000.00		0.00	8,137.50	1,862.50	
HECTOR VEGA LOBATO	0.00		1,400.00	1,400.00	0.00	
MA SOLEDAD GUERRERO ENRIQUEZ	0.00		0.00	1,500.00	0.00	
JONATHAN ABRAHAN COPCA NERI	11,215.60		3,150.00	11,215.60	3,150.00	
JOSE AGUSTÍN CARRANZA ROBLEDO	7,080.00		7,230.00	7,080.00	7,230.00	
CLEIVER ULISES DELOYA CASTRO	2,144.58		0.00	2,144.58	0.00	
GREGORIO RADILLA SALAS	15,468.91		14,000.00	11,428.80	18,040.11	
CESAR MORA FERNANDEZ	7,111.50		0.00	1,611.50	5,500.00	
ROGELIO ALVAREZ RENDON	0.00		4,420.00	700.00	3,720.00	
MIRIAM ARACELI LÓPEZ NUÑEZ	0.00		4,950.00	1,500.00	3,450.00	
SAUL RIOS SOTELO	0.00		7,140.00	6,931.16	208.84	
ALAN ARMANDO ABARCA ZAMAONA	685.00		0.00	685.00	0.00	
CARLOS MINISAK URUÑA BARRAGAN	500.00		3,000.00	2,000.00	1,500.00	
JOSE JAIME TORRES GUTIERREZ	0.00		300.00	300.00	0.00	
CESAR MANUEL LAUREL SALAZAR	0.00		12,338.00	12,334.50	3.50	
JESUS ISRAEL MORALES CORTÉZ	2,292.91		6,008.00	7,567.47	733.44	
JESUS ARQUIMIDES CAMACHO RIVERA	0.00		8,170.00	0.00	8,170.00	
JUAN CARLOS ABARCA ESPINO	8,611.16		0.00	607.16	8,004.00	
LUIS ALBERTO PEÑALOZA ECHEVERRIA	115.40		0.00	115.40	-0.00	
OSCAR RODRIGUEZ MEJIA	1,033.39		9,094.00	10,126.99	0.40	
REYNALDO HERNANDEZ LEÓN	0.00		2,271.00	2,261.00	10.00	
DIANA ISABEL PALACIOS BERMUDEZ	0.00		2,450.00	0.00	2,450.00	


C.P. RENÉ GALEANA SALGADO
DIRECTOR


L.C. ERICK SOBERANIS FERNANDEZ
DIRECTOR DE ADMINISTRACION Y FINANZAS


C.P. LEOPOLDO CASTRO BUJARRÓN
SUBDIRECTOR DE REC. FINAN., PROG. Y CONTABLES

BALANZA DE COMPROBACION
AL 31 DE MARZO 2017

CONCEPTO	ACUMULADO		MENSUAL		ACTUALIZADO	
	DEUDOR	ACREEDOR	DEUDOR	ACREEDOR	DEUDOR	ACREEDOR
SALVADOR BENITEZ VILLASANA	0.00		3,770.00	3,770.00	0.00	
EDUARDO MALDONADO SOLIS	0.00		1,042.00	1,042.00	0.00	
JOSE ALBERTO FARIAS SOTO	0.00		900.00	900.00	0.00	
ALEJANDRO ROCHA LEYVA	2,000.00		2,600.00	4,600.00	0.00	
JOSE GUILLERMO BRAVO GONZALEZ	0.00		900.00	900.00	0.00	
CARLOS ARTUTO GARCIA CASTAÑEDA	0.00		2,924.00	0.00	2,924.00	
JUAN ANGEL SOTELO FLORES	0.00		1,012.00	0.00	1,012.00	
LUIS MARIO AYALA GUERRERO	900.00		0.00	900.00	0.00	
SERGIO DELGADILLO LUNA	2.00		0.00	2.00	0.00	
AMADOR ORTÍZ GARCÍA	415.50		0.00	415.50	0.00	
CESAR ANTONIO TAPIA FALCÓN	0.00		2,912.00	0.00	2,912.00	
ABNER ADALID SALGADO SOTO	0.00		1,700.00	1,700.00	0.00	
RICARDO ULISES PINO OROZCO	8.35		0.00	8.35	-0.00	
SERGE JACQUES LEON	0.00		9,200.00	9,200.00	0.00	
CHAZ WILLIAM BROWN	0.00		5,869.00	5,869.00	0.00	
GABRIEL APARICIO JAIMES	0.00		900.00	900.00	0.00	
ISAAC VARGAS TAPIA	500.00		0.00	284.99	215.01	
RAFAEL ALBERTO MEDINA SALGADO	0.00		2,600.00	2,600.00	0.00	
LILIA URUEÑA BARRAGAN	0.00		1,950.00	1,950.00	0.00	
DANIEL GARCÍA OZUNA	1,300.00		0.00	1,300.00	0.00	
RICARDO SOTELO FERNANDEZ	0.00		3,150.00	602.00	2,548.00	
ANA LAURA CASTILLO LÓPEZ	160.00		0.00	160.00	0.00	
ORLANDO CORIA PLANCARTE	0.00		300.00	0.00	300.00	
ULISES CHAVEZ MORENO	0.00		11,744.00	11,744.00	0.00	
ROSA MARIA LLUCK FERNANDEZ	0.00		15,000.00	1,000.00	14,000.00	
ARQUIMIDES FACUNDO LEON ANZO	0.00		450.00	450.00	0.00	
ALDAIR CHAVEZ MUÑIZ	0.00		750.00	750.00	0.00	
HERMENEGILDO ORTEGA REYES	0.00		4,368.00	4,368.00	0.00	
MARIA TERESA OROZCO OLIVAR	0.00		1,000.00	500.00	500.00	
GERARDO SALOMÉ ORTEGA	0.00		1,620.00	1,620.00	0.00	
PAGOS ANTICIPADOS	0.00		0.00	0.00	0.00	
ANTICIPO A PROVEEDORES	15,645.36		137,456.30	88,743.50	64,358.26	
DISTRIBUIDORA DE ACAPULCO, S.A. DE C.V.	0.00		1,538.24	1,538.24	0.00	
DANIEL MADRID RODRIGUEZ	3,282.00		0.00	0.00	3,282.00	
UNIVERSIDAD TECNOLÓGICA DE LA DE LA RIVERA MAYA	0.00		5,800.00	0.00	5,800.00	
PROESA TECNOGAS SA DE CV	0.00		16,898.71	0.00	16,898.71	
JOSE ANTONIO SOLIS VILLEGAS	0.00		2,969.60	2,969.60	0.00	
SABINO GARCIA VALENTE	0.00		7,772.00	7,772.00	0.00	
OSCAR GARRIDO NOLASCO	5,000.00		0.00	0.00	5,000.00	
JUAN FRANCISCO GARCIA	0.00		2,000.00	2,000.00	0.00	
OPERADORA TORNAZ DE MAZATLÁN, S.A. DE C.V.	0.00		6,640.20	6,640.20	0.00	
FRANCISCO PATRICIO GALVAN	0.00		1,800.00	1,800.00	0.00	
IMAGINA USB SA DE CV	7,363.46		0.00	7,363.46	0.00	
ROMELIA MUÑOZ GARCIA	0.00		17,640.00	17,640.00	0.00	
JUAN MAGAGO SA DE CV	0.00		5,270.00	5,270.00	0.00	
JAVIER CORRIPIO MARIN	0.00		1,800.00	0.00	1,800.00	
SILVANO HERNANDEZ FIGUEROA	0.00		13,410.00	13,410.00	0.00	
HOTELES VILLA CAPRI SA DE CV	0.00		22,340.00	22,340.00	0.00	
MIGUEL ANGEL CEPEDA VIDAL	0.00		3,580.92	0.00	3,580.92	
LANDATEL DE MÉXICO, S.A. DE C.V.	0.00		18,913.93	0.00	18,913.93	
LORENZO GUERRERO AGUILAR	0.00		9,082.70	0.00	9,082.70	
DEUDORES DIVERSOS	576,666.30		27,079.02	5,000.12	598,745.20	
ENRIQUE GONZALEZ ZUÑIGA	2,000.00		0.00	0.00	2,000.00	
PRESTAMO UT-MAR	295,098.00		0.00	0.00	295,098.00	
PRESTAMO UT-TC	249,568.30		0.00	0.00	249,568.30	
ARTURO SANCHEZ GUTIERREZ	0.00		2,500.06	2,500.06	0.00	
LORENZO LANDA ROSAS	0.00		2,500.06	2,500.06	0.00	
SEGUROS DE VIDA DE PERSONAL	0.00		22,078.90	0.00	22,078.90	
RAMÓN HERNÁNDEZ SANCHEZ	30,000.00		0.00	0.00	30,000.00	
ACTIVO FIJO	119,971,293.78		37,170.96	0.00	120,008,464.74	
TERRENOS	237,095.46		0.00	0.00	237,095.46	
EDIFICIOS	54,065,059.39		0.00	0.00	54,065,059.39	
MOBILIARIO	6,122,788.15		0.00	0.00	6,122,788.15	
EQUIPO DE ADMINISTRACION.	288,487.49		0.00	0.00	288,487.49	
VEHICULOS Y EQ. TERRESTRE	7,093,587.40		0.00	0.00	7,093,587.40	
EQUIPO DE COCINA	853,566.01		37,170.96	0.00	890,736.97	

C.P. RENÉ GALIANA SALGADO
RECTOR


L.C. ERICK SOBERANIS FERNANDEZ
DIRECTOR DE ADMINISTRACION Y FINANZAS

C.P. LEOPOLDO CASTRO BUBURRÓN
SUBDIRECTOR DE REC. FINANC., PROG. Y CONTABLES

BALANZA DE COMPROBACION

AL 31 DE MARZO 2017


CONCEPTO	ACUMULADO		MENSUAL		ACTUALIZADO	
	DEUDOR	ACREEDOR	DEUDOR	ACREEDOR	DEUDOR	ACREEDOR
EQ. E INSTRUMENTAL MED. Y DE LAB.	1,829,131.57		0.00	0.00	1,829,131.57	
EQUIPO EDUC. Y RECREATIVO.	3,331,024.47		0.00	0.00	3,331,024.47	
EQ. Y APAR. DE COMUN. Y TELECOM.	2,617,183.42		0.00	0.00	2,617,183.42	
BIENES INFORMATICOS.	18,622,030.19		0.00	0.00	18,622,030.19	
MAQ. EQ. ELECTRICO	688,503.38		0.00	0.00	688,503.38	
MAQ. Y EQ. INDUSTRIAL.	3,598,563.39		0.00	0.00	3,598,563.39	
MAQ. Y EQ. DIVERSOS.	1,141,467.25		0.00	0.00	1,141,467.25	
HERRAMIENTAS Y MAQ-HERRAMIENTA	18,518,159.21		0.00	0.00	18,518,159.21	
ACERVO BIBLIOGRAFICO (LIBROS)	964,647.00		0.00	0.00	964,647.00	
DIFERIDOS	1,396,172.79		0.00	0.00	1,396,172.79	
GASTOS DE ORGANIZACIÓN E INST.	1,333,080.97		0.00	0.00	1,333,080.97	
DEPOSITOS EN GARANTIA (C.F.E.)	57,041.84		0.00	0.00	57,041.84	
ISR RETENIDO POR EL BANCO	358.98		0.00	0.00	358.98	
IDE (IMPUESTO A LOS DEPOSITOS EN EFECTIVO)	5,691.00		0.00	0.00	5,691.00	
SUMA DEL ACTIVO	129,701,187.88	-	111,999,776.18	114,363,498.24	127,337,465.92	-
PASIVO		2,007,528.38	1,326,933.27	1,110,326.34		1,790,921.55
PROVEEDORES		0.00	0.00	0.00		0.00
ACREEDORES DIVERSOS		969,608.42	223,159.71	230,621.59		977,070.30
PRESTAMOS ISSSTE		42,868.42	85,125.50	84,514.16		42,257.08
CREDITO FOVISSSTE		0.00	65,543.78	65,543.78		0.00
PROMEP		15,000.00	0.00	0.00		15,000.00
ANA YENIS LOPEZ CARRANZA		0.00	400.00	400.00		0.00
CAMISAS		0.00	3,895.00	3,895.00		0.00
NR FINANCE MÉXICO SA DE CV		80,000.00	16,000.00	0.00		64,000.00
PENSIÓN ALIMENTICIA		0.00	23,888.86	23,888.86		0.00
BECAS (CONACYT)		54,000.00	9,000.00	0.00		45,000.00
PROGRAMA DE FORTALEC. A LA CALIDAD		0.00	0.00	0.00		0.00
FELIX CHAVEZ AYVAR		22,490.00	0.00	0.00		22,490.00
PRÉSTAMO DEL ESTADO		750,000.00	0.00	0.00		750,000.00
CUOTA SINDICAL		0.00	0.00	38,323.22		38,323.22
CERTIFICADO MANEJO HIG. DE LOS ALIM.		0.00	1,000.00	1,000.00		0.00
CAJA ATENCION A ESTUDIANTES		0.00	293.00	293.00		0.00
CURSO DE FORMACIÓN DE CAPITAL HUMANO		5,250.00	18,000.00	12,750.00		0.00
ROGELIO ALVAREZ RENDÓN		0.00	13.57	13.57		0.00
PROVISIONES		0.00	0.00	0.00		0.00
IMPUESTOS POR PAGAR		1,037,919.96	1,103,773.56	879,704.75		813,851.25
I.S.P.T. RETENIDO		560,991.76	560,991.76	534,456.08		534,456.08
10% RETENIDO S/HONORARIOS		1,980.99	1,980.99	2,232.55		2,232.55
SUBSIDIO AL EMPLEO		-0.00	0.00	0.00		-0.00
S.A.R.		399,479.64	396,514.34	197,738.54		200,703.84
I.S.S.S.T.E.		75,467.39	144,286.47	145,277.35		76,458.27



C.P. RENE SALEANA SALGADO
RECTOR



L.C. ERICK SOBERANIS FERNANDEZ
DIRECTOR DE ADMINISTRACION Y FINANZAS



C.P. LEOPOLDO CASTRO BUBURRON
SUBDIRECTOR DE REC. FINANCO. PROG. Y CONTABLES



UNIVERSIDAD TECNOLÓGICA DE LA COSTA GRANDE DE GUERRERO
ORGANISMO PÚBLICO DESCENTRALIZADO
GOBIERNO DEL ESTADO



10 DE ABRIL DE 2017
HOJA NUMERO
4/4

BALANZA DE COMPROBACION
AL 31 DE MARZO 2017

CONCEPTO	ACUMULADO		MENSUAL		ACTUALIZADO	
	DEUDOR	ACREEDOR	DEUDOR	ACREEDOR	DEUDOR	ACREEDOR
PATRIMONIO		119,971,293.65	0.00	37,170.96		120,008,464.61
APORTACION GOB. FEDERAL		58,287,922.64	0.00	0.00		58,287,922.64
APORTACION GOB. ESTATAL		53,195,023.90	0.00	0.00		53,195,023.90
INVERSION ESTATAL DIRECTA		200,000.00	0.00	0.00		200,000.00
APORTACION DE INGRESOS PROPIOS		8,288,347.11	0.00	37,170.96		8,325,518.07
RESULTADO DEL EJERCICIO ANTERIOR		7,299,529.79	0.00	0.00	0.00	7,299,529.79
RESULTADO DEL EJERCICIO 2017	200.00	0.00	0.00	0.00	200.00	0.00
INGRESOS		11,537,589.26		4,441,076.03		15,978,665.29
POR SUBSIDIO DEL GOBIERNO FEDERAL		3,623,448.00		1,811,724.00		5,435,172.00
U.T.C.G.G.		3,623,448.00		1,811,724.00		5,435,172.00
CAPITULO 5000 FEDERAL		0.00		0.00		0.00
POR SUBSIDIO DEL GOBIERNO ESTATAL		6,217,463.94		2,091,618.16		8,309,082.10
U.T.C.G.G.		6,217,463.94		2,091,618.16		8,309,082.10
CAPITULO 5000 ESTATAL		0.00		0.00		0.00
POR INGRESOS PROPIOS		1,687,238.00		532,515.00	0.00	2,219,753.00
INSCRIPCIONES		0.00		5,110.00		5,110.00
COLEGIATURAS		409,006.00		169,229.00		578,235.00
OTROS INGRESOS		1,278,232.00		358,176.00		1,636,408.00
OTROS INGRESOS		2.42		0.00		2.42
ING. X APROVECH. P/BENEFICIO ALUMNOS		0.00		0.00		0.00
VARIOS		2.42		0.00		2.42
UTILIDAD EN VTA DE ACTIVO FIJO		0.00		0.00		0.00
PRODUCTOS FINANCIEROS		9,436.90		5,218.87		14,655.77
INTERESES SOBRE INVERSIONES		9,436.90		5,218.87		14,655.77
EGRESOS	11,114,553.20		6,625,362.12		17,739,915.32	
FEDERAL	4,621,077.05		2,929,352.34		7,550,429.39	
1000 SERVICIOS PERSONALES	4,081,327.51		2,377,110.91		6,458,438.42	
2000 MATERIALES Y SUMINISTROS	184,464.44		227,059.77		411,524.21	
3000 SERVICIOS GENERALES	355,285.10		325,181.66		680,466.76	
ESTATAL	4,621,077.05		2,929,352.34		7,550,429.39	
1000 SERVICIOS PERSONALES	4,081,327.51		2,377,110.91		6,458,438.42	
2000 MATERIALES Y SUMINISTROS	184,464.44		227,059.77		411,524.21	
3000 SERVICIOS GENERALES	355,285.10		325,181.66		680,466.76	
INVERSION	0.00		37,170.96	0.00	37,170.96	
5000 INVERSION (DEPREC. Y AMORT.)	0.00		37,170.96	0.00	37,170.96	
PROPIOS VARIOS	1,872,399.10		729,486.48	0.00	2,601,885.58	
1000 SERVICIOS PERSONALES	93,442.25		0.00		93,442.25	
2000 MATERIALES Y SUMINISTROS	828,015.14		283,779.02		1,111,794.16	
3000 SERVICIOS GENERALES	950,941.71		445,707.46		1,396,649.17	
CUENTAS DE ORDEN DEUDORAS	0.00		0.00	0.00	0.00	
PROV. PRIMA DE ANTIGUEDAD	0.00		0.00	0.00	0.00	
PROV. ECONOM. PASIVO CONTINGENTE	0.00		0.00	0.00	0.00	
LAUDOS PENDIENTES DE PAGAR	0.00		0.00	0.00	0.00	
CUENTAS DE ORDEN ACREEDORAS	0.00	0.00	0.00	0.00	0.00	0.00
RVA PRIMA DE ANTIGUEDAD	0.00	0.00	0.00	0.00	0.00	0.00
PROV. ECONOM. PASIVO CONTINGENTE	0.00	0.00	0.00	0.00	0.00	0.00
RVA. LAUDOS PENDIENTES DE PAGAR	0.00	0.00	0.00	0.00	0.00	0.00
CUENTAS DE ORDEN DEP. ACT. FIJO DEUDORA	62,470,748.41		539,563.39	0.00	63,010,311.80	
DEP. ACUM DE MOBILIARIO	3,362,762.50		41,644.19	0.00	3,404,406.69	
DEP. ACUM. DE EQ. DE ADMON	213,052.80		747.81	0.00	213,800.61	
DEP. ACUM DE VEHI. Y EQ. TERRESTRE	2,930,860.84		42,420.31	0.00	2,973,281.15	
DEP. ACUM. EQ. DE COCINA	286,783.09		4,333.30	0.00	291,116.39	
DEP. ACUM. DE EQ. E INSTRUM Y LAB	386,575.27		0.00	0.00	386,575.27	
DEP. ACUM. EQ. EDUC Y RECREATIVO	2,941,483.49		40,046.30	0.00	2,981,529.79	
DEP. ACUM. EQ. Y APAR COM Y TELECOM	1,058,919.34		0.00	0.00	1,058,919.34	
DEP. ACUM. BIENES INFORMATIVOS	7,847,814.88		169,183.52	0.00	8,016,998.40	
DEP. ACUM. MAQ. Y EQ. ELECTRICO	111,025.58		763.59	0.00	111,789.17	
DEP. ACUM. MAQ. Y EQ. INDUSTRIAL	393,652.21		17,898.42	0.00	411,550.63	
DEP. ACUM. MAQ. Y EQ. DIVERSOS	253,634.67		80.69	0.00	253,715.36	
DEP. ACUM. DE HERRAMIENTAS-MAQ	14,806,855.10		16,666.67	0.00	14,823,521.77	
DEP. ACUM. DE EDIFICIO	26,454,373.27		205,521.12	0.00	26,659,894.39	
AMORT. DE GTOS. DE INSTALA Y ORGANI.	1,422,955.37		257.47	0.00	1,423,212.84	
CUENTAS DE ORDEN DEP. ACT. FIJO ACREEDORA	-62,470,748.41	0.00	539,563.39	0.00	-63,010,311.80	
DEP. ACUM DE MOBILIARIO	-3,362,762.50	0.00	41,644.19	0.00	-3,404,406.69	
DEP. ACUM. DE EQ. DE ADMON	-213,052.80	0.00	747.81	0.00	-213,800.61	
DEP. ACUM DE VEHI. Y EQ. TERRESTRE	-2,930,860.84	0.00	42,420.31	0.00	-2,973,281.15	
DEP. ACUM. EQ. DE COCINA	-286,783.09	0.00	4,333.30	0.00	-291,116.39	
DEP. ACUM. DE EQ. E INSTRUM Y LAB	-386,575.27	0.00	0.00	0.00	-386,575.27	
DEP. ACUM. EQ. EDUC Y RECREATIVO	-2,941,483.49	0.00	40,046.30	0.00	-2,981,529.79	
DEP. ACUM. EQ. Y APAR COM Y TELECOM	-1,058,919.34	0.00	0.00	0.00	-1,058,919.34	
DEP. ACUM. BIENES INFORMATIVOS	-7,847,814.88	0.00	169,183.52	0.00	-8,016,998.40	
DEP. ACUM. MAQ. Y EQ. ELECTRICO	-111,025.58	0.00	763.59	0.00	-111,789.17	
DEP. ACUM. MAQ. Y EQ. INDUSTRIAL	-393,652.21	0.00	17,898.42	0.00	-411,550.63	
DEP. ACUM. MAQ. Y EQ. DIVERSOS	-253,634.67	0.00	80.69	0.00	-253,715.36	
DEP. ACUM. DE HERRAMIENTAS-MAQ	-14,806,855.10	0.00	16,666.67	0.00	-14,823,521.77	
DEP. ACUM. DE EDIFICIO	-26,454,373.27	0.00	205,521.12	0.00	-26,659,894.39	
AMORT. DE GTOS. DE INSTALA Y ORGANI.	-1,422,955.37	0.00	257.47	0.00	-1,423,212.84	
TOTALES	203,286,689.49	203,286,689.49	120,491,634.96	120,491,634.96	208,087,893.04	208,087,893.04

C.P. BENITO GALBANA SALGADO
RECTOR

L.C. ERIC SOBERANIS FERNANDEZ
DIRECTOR DE ADMINISTRACION Y FINANZAS

C.P. LEOPOLDO CASTRO BUBURRÓN
SUBDIRECTOR DE REG. FINANC. PROG. Y CONTABLES