



BALANZA DE COMPROBACION
AL 31 DE AGOSTO 2018


CONCEPTO	ACUMULADO		MENSUAL		ACTUALIZADO	
	DEUDOR	ACREEDOR	DEUDOR	ACREEDOR	DEUDOR	ACREEDOR
ACTIVO CIRCULANTE	7,051,847.56		126,390,580.75	123,286,829.06	10,155,599.25	
CAJA	50,000.00		0.00	0.00	50,000.00	
MA. SOLEDAD GUERRERO ENRIQUEZ.	50,000.00		0.00	0.00	50,000.00	
BANCOS	1,596,822.36		25,367,576.50	23,031,986.78	3,932,412.08	
SERFIN No. 65501206056.	24,537.16		7,319,866.15	7,320,328.99	24,074.32	
BANCOMER No.0449536078.	513,498.23		2,551,311.50	1,079,024.17	1,985,785.56	
BANCOMER No. 0449536094	173,240.29		6,947,538.68	6,882,710.38	238,068.59	
BANCOMER 0144398351	29,767.15		1,152,806.19	1,147,441.60	35,131.74	
BANCOMER 0191265121 PROMEP 2012	58,826.00		58,826.00	58,826.00	58,826.00	
BANAMEX 0118115188	367,220.49		17,236.88	716.88	383,740.49	
BANAMEX 70126271560	328,603.47		2,507,539.31	1,784,514.76	1,051,628.02	
BANCOMER 0111539906	44,001.30		0.38	0.00	44,001.68	
BANCOMER 70128409554	57,128.27		4,812,451.41	4,758,424.00	111,155.68	
INVERSIONES EN VALORES	4,516,107.82		100,621,097.55	99,716,452.23	5,420,753.14	
INV CTA 1366005926	4,516,107.82		100,621,097.55	99,716,452.23	5,420,753.14	
ALMACEN	0.00		0.00	0.00	0.00	
MATERIALES Y UTILES DE OFICINA	0.00		0.00	0.00	0.00	
MEDICAMENTOS Y PROD. FARMACEUTICOS	0.00		0.00	0.00	0.00	
CAFETERIA	0.00		0.00	0.00	0.00	
SNACK	0.00		0.00	0.00	0.00	
ANTICIPO A FUNCIONARIOS Y EMPLEADOS	167,690.48		173,730.35	231,260.14	110,160.69	
SAUL RIOS SOTELO	8,100.00		7,297.00	15,397.00	0.00	
FRANCISCO JAVIER ORBE TORRES	3,500.00		0.00	1,000.00	2,500.00	
ROGELIO ALVAREZ RENDÓN	0.00		1,978.00	0.00	1,978.00	
CITLALIT GUADALUPE BRAVO MARTINEZ	400.00		2,000.00	400.00	2,000.00	
AURORA MARTINEZ MARQUINA	3,080.00		5,800.00	8,505.00	375.00	
REYNALDO HERNANDEZ LEÓN	0.00		1,900.00	1,690.00	210.00	
ALEJANDRO ROCHA LEYVA	1,606.54		6,456.00	7,542.10	520.44	
ENRIQUE LOBATO PÉREZ	0.00		4,040.00	0.00	4,040.00	
GREGORIO RADILLA SALAS	30,292.19		14,000.00	44,292.19	0.00	
RAMÓN HERNANDEZ SANCHEZ	0.00		7,657.00	0.00	7,657.00	
ISAAC VARGAS TAPIA	17,870.00		0.00	0.00	17,870.00	
CESAR MANUEL LAUREL SALAZAR	0.00		11,724.00	1,188.00	10,536.00	
JESUS ISRAEL MORALES CORTEZ	2,583.05		1,978.00	4,561.05	0.00	
ANA LILIA MORENO ABARCA	0.00		1,200.00	0.00	1,200.00	
FRANCISCO JAVIER ROCHA LEYVA	0.00		5,000.00	0.00	5,000.00	
ARIADNA TANAHÍ FLORES DOMINGUEZ	0.00		967.50	0.00	967.50	
CESAR MORA FERNANDEZ	0.00		2,000.00	500.00	1,500.00	
CARLOS GIOVANNI MORENO LANDEROS	0.00		8,065.00	0.00	8,065.00	
LEOPOLDO CASTRO BUBURRÓN	0.00		9,682.00	0.00	9,682.00	
CESAR SOBERANIS PEREZ	2,672.00		10,416.00	7,622.00	5,466.00	
JONATHAN ABRAHAM COPCA NERI	1,300.00		0.00	1,300.00	0.00	
CHAZ WILLIAM BROWN	32,559.00		3,500.00	36,059.00	0.00	
OSCAR RODRIGUEZ MEJIA	15,343.85		2,178.00	17,497.25	24.60	



C.P. RENÉ GUZMÁN SALGADO
DIRECTOR



MTR. ERICK SOBERANIS FERNANDEZ
DIRECTOR DE ADMINISTRACION Y FINANZAS



C.P. LEOPOLDO CASTRO BUBURRÓN
SUBDIRECTOR DE REC. FINANCIEROS PROG. Y CONTABLES

Handwritten notes and numbers: 1, 2, 3, 4, 5, 6, 7, 8, 9, 10, 11, 12, 13, 14, 15, 16, 17, 18, 19, 20, 21, 22, 23, 24, 25, 26, 27, 28, 29, 30, 31, 32, 33, 34, 35, 36, 37, 38, 39, 40, 41, 42, 43, 44, 45, 46, 47, 48, 49, 50, 51, 52, 53, 54, 55, 56, 57, 58, 59, 60, 61, 62, 63, 64, 65, 66, 67, 68, 69, 70, 71, 72, 73, 74, 75, 76, 77, 78, 79, 80, 81, 82, 83, 84, 85, 86, 87, 88, 89, 90, 91, 92, 93, 94, 95, 96, 97, 98, 99, 100.



UNIVERSIDAD TECNOLÓGICA DE LA COSTA GRANDE DE GUERRERO
ORGANISMO PÚBLICO DESCENTRALIZADO
GOBIERNO DEL ESTADO



10 DE SEPTIEMBRE DE 2018
HOJA NUMERO
2/4

BALANZA DE COMPROBACION
AL 31 DE AGOSTO 2018

CONCEPTO	ACUMULADO		MENSUAL		ACTUALIZADO	
	DEUDOR	ACREEDOR	DEUDOR	ACREEDOR	DEUDOR	ACREEDOR
CLEIVER ULISES DELOYA CASTRO	2,530.00		0.00	1,068.85	1,461.15	
GERARDO GAELE GUTIERREZ GARCÍA	0.00		2,500.00	2,365.50	134.50	
DANIEL GARCÍA OZUNA	0.00		1,500.00	0.00	1,500.00	
JUAN CARLOS ABARCA ESPINO	10,411.30		6,872.00	17,283.30	0.00	
ADELFO PONCE CASTRO	0.00		6,673.00	6,673.00	0.00	
JOSE DE JESUS RAMOS MACIEL	450.00		0.00	450.00	0.00	
ROSALVA CASTRO PÉREZ	2,000.00		0.00	1,000.00	1,000.00	
ARQUIMIDES FACUNDO LEON ANZO	1,200.00		3,866.00	800.00	4,266.00	
DAMARIS LISETTE CORTEZ BLANCO	1,400.00		0.00	1,400.00	0.00	
RENÉ GALEANA SALGADO	0.00		20,343.85	20,343.85	0.00	
CARLOS MINISAK URUEÑA BARRAGAN	3,000.00		0.00	1,500.00	1,500.00	
LUIS ALBERTO PEÑALOZA ECHEVERRIA	0.00		1,850.00	1,849.50	0.50	
ALEJANDRA ABARCA FERNANDEZ	0.00		2,000.00	1,000.00	1,000.00	
MARIA TERESA OROZCO OLIVAR	1,000.00		5,157.00	1,000.00	5,157.00	
JOSE LUIS SILVA BELLO	7,000.00		0.00	7,000.00	0.00	
JOSE DENYS HERNANDEZ ESPINOZA	0.00		3,740.00	0.00	3,740.00	
JAVIER SANCHEZ MENDOZA	0.00		2,700.00	2,700.00	0.00	
GABRIEL APARICIO JAIMES	150.00		0.00	150.00	0.00	
JORGE DE LA O AVILES	18,942.55		0.00	16,622.55	2,320.00	
FABIOLA ABARCA FERNANDEZ	300.00		0.00	300.00	0.00	
EDUARDO HERNANDEZ DELOYA	0.00		3,740.00	0.00	3,740.00	
NORMA BARAJAS CARRANZA	0.00		2,350.00	200.00	2,150.00	
ISIS YUNEIRI RIOS CAMPOS	0.00		2,600.00	0.00	2,600.00	
PAGOS ANTICIPADOS	0.00		0.00	0.00	0.00	
ANTICIPO A PROVEEDORES	191,250.60		228,176.35	305,819.91	113,607.04	
SALVADOR GOMEZ CARMONA	0.00		3,915.00	3,915.00	0.00	
NUEVA WAL MART DE MEXICO S R L	0.00		6,750.00	0.00	6,750.00	
JAVIER MADRID RODRIGUEZ	508.00		14,214.00	6,172.00	8,550.00	
UNIVERSIDAD TECNOLÓGICA EMILIANO ZAPATA	21,000.00		0.00	21,000.00	0.00	
ANA MARIA NAVA CASTRO	0.00		24,940.00	24,940.00	0.00	
CARLOS BUSTOS HERRERA	0.00		8,280.00	8,280.00	0.00	
GRUPO SALUD ZIHUATLÁN SA DE CV	0.00		5,517.52	5,517.52	0.00	
UNIVERSIDAD TECNOLÓGICA SAN JUAN DEL RÍO	0.00		1,600.00	0.00	1,600.00	
JOSE ANTONIO SOLIS VILLEGAS	0.00		8,624.60	0.00	8,624.60	
ARMANDO CASTRO BERNABÉ	0.00		6,960.00	0.00	6,960.00	
CRISTOBAL FRANCISCO DUEÑEZ BARABA	0.00		12,976.92	12,976.92	0.00	
SUSANA ANGELICA HERNANDEZ ORIHUELA	6,380.00		6,380.00	12,760.00	0.00	
SEGUROS ATLAS SA DE CV	0.00		7,877.37	7,877.37	0.00	
GAS MENGUC SA DE CV	0.00		15,000.00	15,000.00	0.00	
SABINO GARCÍA VALENTE	0.00		6,700.00	0.00	6,700.00	
INMOBILIARIA PASEO DE LA REFORMA SA DE CV	0.00		2,048.00	2,048.00	0.00	
ALEJANDRO MADRIGAL URANGA	153,694.20		0.00	153,694.20	0.00	
HILDA LATABÁN RAMIREZ	0.00		7,109.34	7,109.34	0.00	
JESUS NAVA ANICETO	7,441.40		0.00	7,441.40	0.00	
FERMÍN DUEÑEZ ZUBILLAGA	0.00		35,000.00	0.00	35,000.00	
OBED CADENA TORRES	0.00		17,348.44	0.00	17,348.44	
JAVIER CORRIPIO MARÍN	0.00		4,008.00	0.00	4,008.00	
KOSMOS SCIENTIFIC DE MÉXICO SA DE CV	0.00		4,019.40	4,019.40	0.00	
TODO EN PUBLIC DE LA COSTA EN ZIHUAT SA DE CV	0.00		6,786.00	0.00	6,786.00	
SOCIEDAD MEXICANA DE INGENIERÍA	0.00		4,200.00	0.00	4,200.00	
CONEXIÓN B2B SA DE CV	0.00		3,480.00	0.00	3,480.00	
UNIV. TECNOLÓGICA DEL SUROESTE DE GTO.	0.00		3,600.00	0.00	3,600.00	
YARA GAMÍÑO PONCE	2,227.00		1,230.00	3,457.00	0.00	
MARIA EUGENIA AGUILAR HERNANDEZ	0.00		9,611.76	9,611.76	0.00	
DEUDORES DIVERSOS	529,976.30		0.00	1,310.00	528,666.30	
ENRIQUE GONZALEZ ZUÑIGA	2,000.00		0.00	0.00	2,000.00	
PRESTAMO UT-MAR	295,098.00		0.00	0.00	295,098.00	
PRESTAMO UT-TC	199,568.30		0.00	0.00	199,568.30	
RAMÓN HERNÁNDEZ SANCHEZ	30,000.00		0.00	0.00	30,000.00	
ESTEFANÍA MONDRAGÓN MEJÍA	1,310.00		0.00	1,310.00	0.00	
MARIA TERESA OROZCO OLIVAR	2,000.00		0.00	0.00	2,000.00	
ACTIVO FIJO	121,573,807.47		24,000.40	0.00	121,597,807.87	
TERRENOS	237,095.46		0.00	0.00	237,095.46	
EDIFICIOS	54,065,059.39		0.00	0.00	54,065,059.39	
MOBILIARIO	6,308,758.60		24,000.40	0.00	6,332,759.00	
EQUIPO DE ADMINISTRACION	288,487.49		0.00	0.00	288,487.49	
VEHICULOS Y EQ. TERRESTRE	7,093,587.40		0.00	0.00	7,093,587.40	
EQUIPO DE COCINA	890,736.97		0.00	0.00	890,736.97	

C.P. RENÉ GALEANA SALGADO
RECTOR

MTR. ERICK SOBERANIS FERNANDEZ
DIRECTOR DE ADMINISTRACION Y FINANZAS

C.P. LEOPOLDO CASTRO BUBURRO
SUBDIRECTOR DE REC. FINANCIEROS PROG. CONTABLES

BALANZA DE COMPROBACION
AL 31 DE AGOSTO 2018

CONCEPTO	ACUMULADO		MENSUAL		ACTUALIZADO	
	DEUDOR	ACREEDOR	DEUDOR	ACREEDOR	DEUDOR	ACREEDOR
EQ. E INSTRUMENTAL MED. Y DE LAB.	1,829,131.57		0.00	0.00	1,829,131.57	
EQUIPO EDUC. Y RECREATIVO.	4,138,585.47		0.00	0.00	4,138,585.47	
EQ. Y APAR. DE COMUN. Y TELECOM.	2,617,183.42		0.00	0.00	2,617,183.42	
BIENES INFORMATICOS.	18,837,841.47		0.00	0.00	18,837,841.47	
MAQ. EQ. ELECTRICO	688,503.38		0.00	0.00	688,503.38	
MAQ. Y EQ. INDUSTRIAL.	3,598,563.39		0.00	0.00	3,598,563.39	
MAQ. Y EQ. DIVERSOS.	1,141,467.25		0.00	0.00	1,141,467.25	
HERRAMIENTAS Y MAQ-HERRAMIENTA	18,518,159.21		0.00	0.00	18,518,159.21	
ACERVO BIBLIOGRAFICO (LIBROS)	1,320,647.00		0.00	0.00	1,320,647.00	
DIFERIDOS	1,396,167.85		0.00	0.00	1,396,167.85	
GASTOS DE ORGANIZACIÓN E INST.	1,333,080.97		0.00	0.00	1,333,080.97	
DEPOSITOS EN GARANTIA (C.F.E.)	57,041.84		0.00	0.00	57,041.84	
ISR RETENIDO POR EL BANCO	354.04		0.00	0.00	354.04	
IDE (IMPUESTO A LOS DEPOSITOS EN EFECTIVO)	5,691.00		0.00	0.00	5,691.00	
SUMA DEL ACTIVO	130,021,822.88		126,414,581.15	123,286,829.06	133,149,574.97	
PASIVO		5,015,845.75	1,203,303.46	1,315,725.49		5,128,267.78
PROVEEDORES		0.00	0.00	62,638.54		62,638.54
PROESA TI		0.00	0.00	62,638.54		62,638.54
ACREEDORES DIVERSOS		4,069,959.82	306,737.05	307,722.70		4,070,945.47
PRÉSTAMOS ISSSTE		0.00	134,324.72	135,310.37		985.65
CREDITO FOVISSSTE		0.00	100,183.94	100,183.94		0.00
PROMEP		58,826.00	0.00	0.00		58,826.00
PENSIÓN ALIMENTICIA		0.00	29,609.50	29,609.50		0.00
PRÉSTAMO DEL ESTADO		750,000.00	0.00	0.00		750,000.00
CUOTA SINDICAL		0.00	41,155.65	41,155.65		0.00
CURSOS DEL DEPTO DE CAPACITACIÓN		0.00	434.00	434.00		0.00
BECAS (CONACYT)		485.59	0.00	0.00		485.59
PRÉSTAMO ESTATAL		3,260,648.23	0.00	0.00		3,260,648.23
CAMISAS		0.00	946.00	946.00		0.00
MA SOLEDAD GUERRERO ENRIQUEZ		0.00	83.24	83.24		0.00
PROVISIONES		0.00	0.00	0.00	0.00	0.00
IMPUESTOS POR PAGAR		945,885.93	896,566.41	945,364.25		994,683.77
I.S.P.T. RETENIDO		735,573.23	735,573.23	579,538.65		579,538.65
10% RETENIDO S/HONORARIOS		8,379.31	8,379.31	5,503.06		5,503.06
SUBSIDIO AL EMPLEO		-11.40	11.52	11.40		-11.52
S.A.R.		201,944.79	0.00	207,708.79		409,653.58
I.S.S.S.T.E.		0.00	152,602.35	152,602.35		0.00

C.P. RENE GALEANO SALGADO
RECTOR

MTRO. ERICK SOBERANIS FERNANDEZ
DIRECTOR DE ADMINISTRACIÓN Y FINANZAS

C.P. LEOPOLDO CASTRO BUBURRON
SUBDIRECTOR DE REC. FINANCIEROS PROG. Y CONTABLES

BALANZA DE COMPROBACION
AL 31 DE AGOSTO 2018

CONCEPTO	ACUMULADO		MENSUAL		ACTUALIZADO	
	DEUDOR	ACREEDOR	DEUDOR	ACREEDOR	DEUDOR	ACREEDOR
PATRIMONIO		121,573,807.34	0.00	24,000.40		121,597,807.74
APORTACION GOB. FEDERAL		59,487,542.64	0.00	0.00		59,487,542.64
APORTACION GOB. ESTATAL		53,216,414.90	0.00	0.00		53,216,414.90
INVERSION ESTATAL DIRECTA		200,000.00	0.00	0.00		200,000.00
APORTACION DE INGRESOS PROPIOS		8,669,749.80	0.00	24,000.40		8,693,750.20
RESULTADO DEL EJERCICIO ANTERIOR		7,808,282.28	0.00	0.00	0.00	7,808,282.28
INGRESOS		45,987,069.09		9,858,250.51		55,845,319.60
POR SUBSIDIO DEL GOBIERNO FEDERAL		21,445,445.00		4,812,409.00		26,257,854.00
U.T.C.G.G.		21,445,445.00		4,812,409.00		26,257,854.00
CAPITULO 5000 FEDERAL		0.00		0.00		0.00
POR SUBSIDIO DEL GOBIERNO ESTATAL		16,779,652.09		2,507,457.15		19,287,109.24
U.T.C.G.G.		16,779,652.09		2,507,457.15		19,287,109.24
CAPITULO 5000 ESTATAL		0.00		0.00		0.00
POR INGRESOS PROPIOS		7,746,058.99		2,531,909.00		10,277,967.99
INSCRIPCIONES		477,420.00		130,580.00		608,000.00
COLEGIATURAS		2,732,120.00		842,162.00		3,574,282.00
OTROS INGRESOS		4,536,518.99		1,559,167.00		6,095,685.99
OTROS INGRESOS		1.67		0.14		1.81
ING. X APROVECH. P/BENEFIO ALUMNOS		0.00		0.00		0.00
VIARIOS		1.67		0.14		1.81
UTILIDAD EN VTA DE ACTIVO FIJO		0.00		0.00		0.00
PRODUCTOS FINANCIEROS		15,911.34		6,475.22		22,386.56
INTERESES SOBRE INVERSIONES		15,911.34		6,475.22		22,386.56
EGRESOS	50,363,181.58		6,866,920.85		57,230,102.43	
FEDERAL	20,549,504.10		2,796,799.66		23,346,303.76	
1000 SERVICIOS PERSONALES	18,008,679.03		2,262,061.70		20,270,740.73	
2000 MATERIALES Y SUMINISTROS	1,131,381.24		148,689.96		1,280,071.20	
3000 SERVICIOS GENERALES	1,409,443.83		386,048.00		1,795,491.83	
ESTATAL	20,549,504.11		2,796,799.66		23,346,303.77	
1000 SERVICIOS PERSONALES	18,008,679.03		2,262,061.70		20,270,740.73	
2000 MATERIALES Y SUMINISTROS	1,131,381.25		148,689.96		1,280,071.21	
3000 SERVICIOS GENERALES	1,409,443.83		386,048.00		1,795,491.83	
INVERSION	0.00		0.00		0.00	
5000 INVERSION (DEPREC. Y AMORT.)	0.00		0.00		0.00	
PROPIOS VARIOS	9,264,173.37		1,273,321.53		10,537,494.90	
1000 SERVICIOS PERSONALES	0.00		0.00		0.00	
2000 MATERIALES Y SUMINISTROS	2,652,403.37		815,667.64		3,468,071.01	
3000 SERVICIOS GENERALES	6,611,770.00		457,653.89		7,069,423.89	
CUENTAS DE ORDEN DEUDORAS	545,995.92		0.00		545,995.92	
PROV. PRIMA DE ANTIGUEDAD	0.00		0.00		0.00	
PROV. ECONOM. PASIVO CONTINGENTE	0.00		0.00		0.00	
LAUDOS PENDIENTES DE PAGAR	545,995.92		0.00		545,995.92	
CUENTAS DE ORDEN ACREEDORAS		545,995.92		0.00		545,995.92
RVA PRIMA DE ANTIGUEDAD		0.00		0.00		0.00
PROV. ECONOM. PASIVO CONTINGENTE		0.00		0.00		0.00
RVA. LAUDOS PENDIENTES DE PAGAR		545,995.92		0.00		545,995.92
CUENTAS DE ORDEN DEP. ACT. FIJO DEUDORA	70,897,254.99		435,016.89		71,332,271.88	
DEP. ACUM. DE MOBILIARIO	4,094,893.29		44,919.10		4,139,812.39	
DEP. ACUM. DE EQ. DE ADMON	216,647.48		59.52		216,707.00	
DEP. ACUM. DE VEHI. Y EQ. TERRESTRE	3,274,013.84		4,437.50		3,278,451.34	
DEP. ACUM. EQ. DE COCINA	385,078.34		6,227.85		391,306.19	
DEP. ACUM. DE EQ. E INSTRUM Y LAB	386,575.27		0.00		386,575.27	
DEP. ACUM. EQ. EDUC Y RECREATIVO	3,431,668.01		40,914.58		3,472,582.59	
DEP. ACUM. EQ. Y APAR COM Y TELECOM	1,058,919.34		0.00		1,058,919.34	
DEP. ACUM. BIENES INFORMATICOS	10,544,146.63		91,686.18		10,635,832.81	
DEP. ACUM. MAQ. Y EQ. ELECTRICO	160,027.55		4,834.41		164,861.96	
DEP. ACUM. MAQ. Y EQ. INDUSTRIAL	465,245.89		0.00		465,245.89	
DEP. ACUM. MAQ. Y EQ. DIVERSOS	258,346.27		0.00		258,346.27	
DEP. ACUM. DE HERRAMIENTAS-MAQ	15,090,188.49		16,666.67		15,106,855.16	
DEP. ACUM. DE EDIFICIO	30,106,231.99		225,271.08		30,331,503.07	
AMORT. DE GTOS. DE INSTALA Y ORGANI.	1,425,272.60		0.00		1,425,272.60	
CUENTAS DE ORDEN DEP. ACT. FIJO ACREEDORA		-70,897,254.99		0.00		-71,332,271.88
DEP. ACUM. DE MOBILIARIO		-4,094,893.29		0.00		-4,139,812.39
DEP. ACUM. DE EQ. DE ADMON		-216,647.48		0.00		-216,707.00
DEP. ACUM. DE VEHI. Y EQ. TERRESTRE		-3,274,013.84		0.00		-3,278,451.34
DEP. ACUM. EQ. DE COCINA		-385,078.34		0.00		-391,306.19
DEP. ACUM. DE EQ. E INSTRUM Y LAB		-386,575.27		0.00		-386,575.27
DEP. ACUM. EQ. EDUC Y RECREATIVO		-3,431,668.01		0.00		-3,472,582.59
DEP. ACUM. EQ. Y APAR COM Y TELECOM		-1,058,919.34		0.00		-1,058,919.34
DEP. ACUM. BIENES INFORMATICOS		-10,544,146.63		0.00		-10,635,832.81
DEP. ACUM. MAQ. Y EQ. ELECTRICO		-160,027.55		0.00		-164,861.96
DEP. ACUM. MAQ. Y EQ. INDUSTRIAL		-465,245.89		0.00		-465,245.89
DEP. ACUM. MAQ. Y EQ. DIVERSOS		-258,346.27		0.00		-258,346.27
DEP. ACUM. DE HERRAMIENTAS-MAQ		-15,090,188.49		0.00		-15,106,855.16
DEP. ACUM. DE EDIFICIO		-30,106,231.99		0.00		-30,331,503.07
AMORT. DE GTOS. DE INSTALA Y ORGANI.		-1,425,272.60		0.00		-1,425,272.60
TOTALES	251,828,255.37	251,828,255.37	134,919,822.35	134,919,822.35	262,257,945.20	262,257,945.20

C. P. RENE GALEANO SALGADO
DIRECTOR

MTRO. ERICK SORRERANIS FERNANDEZ
DIRECTOR DE ADMINISTRACION Y FINANZAS

C. P. LEOPOLDO CASTRO BUBURRÓN
SUBDIRECTOR DE REC. FINANCIEROS PROG. Y CONTABLES