



UNIVERSIDAD TECNOLÓGICA DE LA COSTA GRANDE DE GUERRERO
ORGANISMO PÚBLICO DESCENTRALIZADO
GOBIERNO DEL ESTADO





10 DE ENERO DE 2016
HOJA NÚMERO
1/4

BALANZA DE COMPROBACION
AL 31 DE ENERO 2017

CONCEPTO	ACUMULADO		MENSUAL		ACTUALIZADO	
	DEUDOR	ACREEDOR	DEUDOR	ACREEDOR	DEUDOR	ACREEDOR
ACTIVO CIRCULANTE	12,455,686.51		98,946,731.02	101,213,601.28	10,188,816.25	
CAJA	50,000.00		0.00	0.00	50,000.00	
MA. SOLEDAD GUERRERO ENRIQUEZ.	50,000.00		0.00	0.00	50,000.00	
BANCOS	4,390,153.63		28,323,651.70	27,089,407.87	5,624,397.46	
SERFIN No. 65501206056.	12,130.49		6,942,199.50	6,942,640.30	11,689.69	
BANCOMER No.0449536078.	1,134,129.26		2,197,787.28	2,041,270.75	1,290,645.79	
BANCOMER No. 0449536094	1,470,526.38		12,382,493.35	11,603,461.36	2,249,558.37	
BANCOMER 0144398351	19,490.00		907,370.32	906,637.35	20,222.97	
BANCOMER 0191265121 PROMEP 2012	15,000.00		0.00	0.00	15,000.00	
BANAMEX 0118115196 ESTATAL	0.00		4,064,808.39	3,113,066.24	951,742.15	
BANAMEX 0118115218 FEDERAL	0.00		1,811,730.62	1,299,337.13	512,393.49	
BANCOMER 0109076506	1,624,877.50		17,262.24	1,122,994.74	519,145.00	
BANCOMER BECAS (CONACYT)	114,000.00		0.00	60,000.00	54,000.00	
INVERSIONES EN VALORES	7,449,717.00		70,267,228.84	73,984,155.65	3,732,790.19	
INV CTO.1366535534	5,031,121.00		10,062,378.94	15,093,499.94	0.00	
INV CTO 1366005926	2,418,596.00		60,204,849.90	58,890,655.71	3,732,790.19	
ALMACEN	0.00		0.00	0.00	0.00	
MATERIALES Y UTILES DE OFICINA	0.00		0.00	0.00	0.00	
MEDICAMENTOS Y PROD. FARMACEUTICOS	0.00		0.00	0.00	0.00	
CAFETERIA	0.00		0.00	0.00	0.00	
SNACK	0.00		0.00	0.00	0.00	
ANTICIPO A FUNCIONARIOS Y EMPLEADOS	10,867.58		150,099.44	107,204.56	53,762.46	
JESUS MARTINEZ OLMOS	0.00		450.00	450.00	0.00	
RENE GALEANA SALGADO	2,363.58		10,000.00	2,363.58	10,000.00	
ENRIQUE LOBATO PEREZ	0.00		450.00	450.00	0.00	
OFELIO GALLARDO CANO	0.00		1,650.00	0.00	1,650.00	
JONATHAN ABRAHAN COPCA NERI	0.00		9,116.00	3,790.00	5,326.00	
VICTOR HUGO HERNANDEZ	0.00		2,000.00	2,000.00	0.00	
CLEIVER ULISES DELOYA CASTRO	0.00		4,144.50	2,000.00	2,144.50	
GREGORIO RADILLA SALAS	0.00		15,500.00	3,763.00	11,737.00	
CESAR MORA FERNANDEZ	0.00		2,300.00	802.10	1,497.90	
CHAZ WILLIAM BROWN	0.00		25,300.00	25,300.00	0.00	
NAYDA NAVIDAD ESPINO LOBATO	0.00		4,400.00	4,400.00	0.00	
SAUL RIOS SOTELO	0.00		2,505.60	2,505.60	0.00	
ALAN ARMANDO ABARCA ZAMAONA	0.00		1,300.00	0.00	1,300.00	
CARLOS MINISAK URUEÑA BARRAGAN	0.00		2,000.00	500.00	1,500.00	
ALEJANDRA ABARCA FERNANDEZ	0.00		1,000.00	500.00	500.00	
CESAR MANUEL LAUREL SALAZAR	0.00		40,660.00	40,109.58	550.42	
LUIS ARMANDO DE LA FUENTE ARMENTA	0.00		1,325.00	1,325.00	0.00	
LIZBETH MAGDALENA AVIÑA BARRETO	0.00		450.00	0.00	450.00	
JUAN CARLOS ABARCA ESPINO	8,004.00		1,166.34	1,166.34	8,004.00	
LUIS ALBERTO PEÑALOZA ECHEVERRIA	0.00		1,300.00	1,246.00	54.00	
OSCAR RODRIGUEZ MEJIA	500.00		3,866.00	500.00	3,866.00	
JAVIER GUADALUPE MALDONADO PARTIDA	0.00		450.00	450.00	0.00	
LUZ ELIZABETH SANTIAGO	0.00		450.00	0.00	450.00	


C.P. RENE GALEANA SALGADO
RECTOR


LIC. ERICK SOBRANIS FERNANDEZ
DIRECTOR DE ADMINISTRACION Y FINANZAS


C.P. LEOPOLDO CASTRO BURBURÓN
SUBDIRECTOR DE REC. FINAN. PROG. Y CONTABLES



UNIVERSIDAD TECNOLÓGICA DE LA COSTA GRANDE DE GUERRERO
ORGANISMO PÚBLICO DESCENTRALIZADO
GOBIERNO DEL ESTADO



10 DE ENERO DE 2016
HOJA NUMERO
2/4

BALANZA DE COMPROBACION
AL 31 DE ENERO 2017

CONCEPTO	ACUMULADO		MENSUAL		ACTUALIZADO	
	DEUDOR	ACREEDOR	DEUDOR	ACREEDOR	DEUDOR	ACREEDOR
LUIS ALBERTO DIEGO CABAÑAS	0.00					
EDUARDO MALDONADO SOLIS	0.00		1,300.00	1,300.00		
NOE CAMACHO CALDERÓN	0.00		3,764.00	2,622.00	0.00	1,142.00
ALEJANDRO ROCHA LEYVA	0.00		300.00	300.00		0.00
YESENIA MIRALRIO LOPEZ	0.00		2,600.00	2,600.00		0.00
OBED FIGUEROA VIVEROS	0.00		760.00	760.00		0.00
JOSE DENYS HERNANDEZ ESPINOZA	0.00		900.00	0.00		900.00
LUIS MARIO AYALA GUERRERO	0.00		450.00	77.00		373.00
ARQUIMIDES FACUNDO LEON	0.00		7,482.00	5,164.36		2,317.64
PAGOS ANTICIPADOS	0.00		760.00	760.00		0.00
ANTICIPO A PROVEEDORES	8,282.00		205,751.04	32,833.20		181,199.84
RAMÓN MADRID RODRIGUEZ	0.00		250.00	0.00		250.00
DANIEL MADRID RODRIGUEZ	3,282.00		0.00	0.00		3,282.00
JOSE ANTONIO SOLIS VILLEGAS	0.00		5,301.20	5,301.20		0.00
PROESA TECNOGAS SA DE CV	0.00		12,991.49	0.00		12,991.49
ECOMMENCE GAROMI SA DE CV	0.00		358.00	0.00		358.00
RINA MARIJO PCAMPO TAFOLLA	0.00		26,132.00	26,132.00		0.00
OSCAR GARRIDO NOLASCO	5,000.00		0.00	0.00		5,000.00
ABASTECEDORA NAYARITA DEL DEPORTE SA	0.00		178.00	0.00		178.00
ELECTROSOLUCIONES ELECTRONICAS DE LA COSTA	0.00		5,104.00	1,400.00		3,704.00
OPERADORA HI LA ISLA SAPI SA DE CV	0.00		4,900.00	0.00		4,900.00
IMAGINA USB SA DE CV	0.00		7,363.46	0.00		7,363.46
JULIO CESAR OMAR SALAZAR	0.00		2,135.00	0.00		2,135.00
BENITA MOTA MATADAMAS	0.00		990.00	0.00		990.00
ARMSTRONG INTELLECTUAL CAPITAL SOLUTIONS	0.00		53,583.30	0.00		53,583.30
UNIVERSIDAD TECNOLÓGICA DE MORELIA	0.00		16,000.00	0.00		16,000.00
CONCENTRADORA DE MEDIOS PROMOCIONALES	0.00		63,562.69	0.00		63,562.69
BRANDING PROMOTIONAL SA	0.00		6,902.00	0.00		6,902.00
DEUDORES DIVERSOS	546,666.30		0.00	0.00		546,666.30
ENRIQUE GONZALEZ ZUÑIGA	2,000.00		0.00	0.00		2,000.00
PRESTAMO UT-MAR	295,098.00		0.00	0.00		295,098.00
PRESTAMO UT-TC	249,568.30		0.00	0.00		249,568.30
ACTIVO FIJO	119,971,293.78		0.00	0.00		119,971,293.78
TERRENOS	237,095.46		0.00	0.00		237,095.46
EDIFICIOS	54,065,059.39		0.00	0.00		54,065,059.39
MOBILIARIO	6,122,788.15		0.00	0.00		6,122,788.15
EQUIPO DE ADMINISTRACION.	288,487.49		0.00	0.00		288,487.49
VEHICULOS Y EQ. TERRESTRE	7,093,587.40		0.00	0.00		7,093,587.40
EQUIPO DE COCINA	853,566.01		0.00	0.00		853,566.01

C.P. RENÉ GABRIELA SALGADO
RECTOR

C.P. ERICK SOBERANIS FERNANDEZ
DIRECTOR DE ADMINISTRACION Y FINANZAS

C.P. LEOPOLDO CASTRO BUITRÓN
SUBDIRECTOR DE REC. FINANC., PROG. Y CONTABLES

BALANZA DE COMPROBACION

AL 31 DE ENERO 2017


CONCEPTO	ACUMULADO		MENSUAL		ACTUALIZADO	
	DEUDOR	ACREEDOR	DEUDOR	ACREEDOR	DEUDOR	ACREEDOR
EQ. E INSTRUMENTAL MED. Y DE LAB.	1,829,131.57		0.00	0.00	1,829,131.57	
EQUIPO EDUC. Y RECREATIVO.	3,331,024.47		0.00	0.00	3,331,024.47	
EQ. Y APAR. DE COMUN. Y TELECOM.	2,617,183.42		0.00	0.00	2,617,183.42	
BIENES INFORMATICOS.	18,622,030.19		0.00	0.00	18,622,030.19	
MAQ. EQ. ELECTRICO	688,503.38		0.00	0.00	688,503.38	
MAQ. Y EQ. INDUSTRIAL.	3,598,563.39		0.00	0.00	3,598,563.39	
MAQ. Y EQ. DIVERSOS.	1,141,467.25		0.00	0.00	1,141,467.25	
HERRAMIENTAS Y MAQ-HERRAMIENTA	18,518,159.21		0.00	0.00	18,518,159.21	
ACERVO BIBLIOGRAFICO (LIBROS)	964,647.00		0.00	0.00	964,647.00	
DIFERIDOS	1,396,172.79		0.00	0.00	1,396,172.79	
GASTOS DE ORGANIZACIÓN E INST.	1,333,080.97		0.00	0.00	1,333,080.97	
DEPOSITOS EN GARANTIA (C.F.E.)	57,041.84		0.00	0.00	57,041.84	
ISR RETENIDO POR EL BANCO	358.98		0.00	0.00	358.98	
IDE (IMPUESTO A LOS DEPOSITOS EN EFECTIVO)	5,691.00		0.00	0.00	5,691.00	
SUMA DEL ACTIVO	133,823,153.08		98,946,731.02	101,213,601.28	131,556,282.82	
PASIVO		6,552,329.64	5,316,607.78	1,099,505.39		2,335,227.25
PROVEEDORES		0.00	0.00	0.00		0.00
ACREEDORES DIVERSOS		2,638,367.50	1,329,946.27	200,856.14		1,509,277.37
PRESTAMOS ISSSTE		0.00	49,341.37	98,682.74		49,341.37
CREDITO FOVISSSTE		0.00	68,278.54	68,278.54		0.00
PROMEP		15,000.00	0.00	0.00		15,000.00
OSCAR SAMUEL RESENDIZ		0.00	0.00	1.00		1.00
CAMISAS		0.00	6,705.00	6,705.00		0.00
NR FINANCE MÉXICO SA DE CV		112,000.00	16,000.00	0.00		96,000.00
PENSIÓN ALIMENTICIA		0.00	23,888.86	23,888.86		0.00
BECAS (CONACYT)		114,000.00	60,000.00	0.00		54,000.00
PROGRAMA DE FORTALEC. A LA CALIDAD		1,624,877.50	1,105,732.50	0.00		519,145.00
FELIX CHAVEZ AYVAR		22,490.00	0.00	0.00		22,490.00
PRÉSTAMO DEL ESTADO		750,000.00	0.00	0.00		750,000.00
ISIS MILDRET SANCHEZ SANCHEZ		0.00	0.00	3,300.00		3,300.00
PROVISIONES		1,212,646.12	1,212,646.12	0.00		0.00
SERVICIO TELEFÓNICO		9,136.00	9,136.00	0.00		0.00
SERV. DE COND. SEÑ. ANALOG.		24,360.00	24,360.00	0.00		0.00
SERV. DE ENERGÍA ELÉCTRICA		139,712.00	139,712.00	0.00		0.00
CUOTAS SAR		338,374.88	338,374.88	0.00		0.00
CUOTAS FOVISSSTE		326,932.06	326,932.06	0.00		0.00
MATERIALES Y ÚTILES DE OFICINA		2,013.99	2,013.99	0.00		0.00
2% S/REM. ESTATAL		352,907.00	352,907.00	0.00		0.00
ESTRUCTURAS Y MANUFACTURAS		3,912.68	3,912.68	0.00		0.00
VERÓNICA RAFAELA GALEANA ROMERO		1,661.00	1,661.00	0.00		0.00
ISAAC VARGAS TAPIA		11,774.51	11,774.51	0.00		0.00
MONICA LIZBETH TELLECHEA		1,862.00	1,862.00	0.00		0.00
IMPUESTOS POR PAGAR		2,701,316.02	2,774,015.39	898,649.25		825,949.88
I.S.P.T. RETENIDO		2,296,751.51	2,296,751.51	549,326.77		549,326.77
10% RETENIDO S/HONORARIOS		4,079.42	4,079.42	1,016.04		1,016.04
SUBSIDIO AL EMPLEO		-2.51	146.98	2.51		-146.98
S.A.R.		400,487.60	400,487.60	200,786.98		200,786.98
I.S.S.S.T.E.		0.00	72,549.88	147,516.95		74,967.07



C.P. RENE GALEANA SALGAPO
RECTOR



L.C. ERICK SOBERANIS FERNANDEZ
DIRECTOR DE ADMINISTRACION Y FINANZAS



C.P. LEOPOLDO CASTRO BUBURRON
SUBDIRECTOR DE REC. FINAN.C., PROG. Y CONTABLES



UNIVERSIDAD TECNOLÓGICA DE LA COSTA GRANDE DE GUERRERO
ORGANISMO PÚBLICO DESCENTRALIZADO
GOBIERNO DEL ESTADO



10 DE ENERO DE 2016
HOJA NUMERO
4/4

BALANZA DE COMPROBACION
AL 31 DE ENERO 2017

CONCEPTO	ACUMULADO		MENSUAL		ACTUALIZADO	
	DEUDOR	ACREEDOR	DEUDOR	ACREEDOR	DEUDOR	ACREEDOR
PATRIMONIO						
APORTACION GOB. FEDERAL		119,971,293.65	0.00	0.00		119,971,293.65
APORTACION GOB. ESTATAL		58,287,922.64	0.00	0.00		58,287,922.64
INVERSION ESTATAL DIRECTA		53,195,023.90	0.00	0.00		53,195,023.90
APORTACION DE INGRESOS PROPIOS		200,000.00	0.00	0.00		200,000.00
RESULTADO DEL EJERCICIO ANTERIOR		8,288,347.11	0.00	0.00		8,288,347.11
RESULTADO DEL EJERCICIO 2017	0.00	7,299,529.79	0.00	0.00	0.00	7,299,529.79
INGRESOS						
POR SUBSIDIO DEL GOBIERNO FEDERAL						
U.T.C.G.G.		0.00		7,076,777.52		7,076,777.52
CAPITULO 5000 FEDERAL		0.00		1,811,724.00		1,811,724.00
POR SUBSIDIO DEL GOBIERNO ESTATAL						
U.T.C.G.G.		0.00		4,064,677.10		4,064,677.10
CAPITULO 5000 ESTATAL		0.00		4,064,677.10		4,064,677.10
POR INGRESOS PROPIOS						
INSCRIPCIONES		0.00		1,196,351.00	0.00	1,196,351.00
COLEGIATURAS		0.00		0.00		0.00
OTROS INGRESOS		0.00		319,188.00		319,188.00
OTROS INGRESOS						
ING. X APROVECH. P/BENEFICIO ALUMNOS		0.00		877,163.00		877,163.00
VARIOS		0.00		0.42		0.42
UTILIDAD EN VTA DE ACTIVO FIJO		0.00		0.42		0.00
PRODUCTOS FINANCIEROS						
INTERESES SOBRE INVERSIONES		0.00		4,025.00		4,025.00
EGRESOS						
FEDERAL	0.00		5,126,345.39		5,126,345.39	
1000 SERVICIOS PERSONALES	0.00		2,176,040.76		2,176,040.76	
2000 MATERIALES Y SUMINISTROS	0.00		1,940,800.47		1,940,800.47	
3000 SERVICIOS GENERALES	0.00		88,457.50		88,457.50	
ESTATAL	0.00		146,782.79		146,782.79	
1000 SERVICIOS PERSONALES	0.00		2,176,040.76		2,176,040.76	
2000 MATERIALES Y SUMINISTROS	0.00		1,940,800.47		1,940,800.47	
3000 SERVICIOS GENERALES	0.00		88,457.50		88,457.50	
INVERSION	0.00		146,782.79		146,782.79	
5000 INVERSION (DEPREC. Y AMORT.)	0.00		0.00	0.00	0.00	
PROPIOS VARIOS	0.00		0.00	0.00	0.00	
1000 SERVICIOS PERSONALES	0.00		774,263.87		774,263.87	
2000 MATERIALES Y SUMINISTROS	0.00		46,747.96		46,747.96	
3000 SERVICIOS GENERALES	0.00		335,441.52		335,441.52	
CUENTAS DE ORDEN DEUDORAS	0.00		392,074.39		392,074.39	
PROV. PRIMA DE ANTIGUEDAD	0.00		0.00	0.00	0.00	
PROV. ECONOM. PASIVO CONTINGENTE	0.00		0.00	0.00	0.00	
LAUDOS PENDIENTES DE PAGAR	0.00		0.00	0.00	0.00	
CUENTAS DE ORDEN ACREEDORAS		0.00				0.00
RVA PRIMA DE ANTIGUEDAD		0.00		0.00	0.00	0.00
PROV. ECONOM. PASIVO CONTINGENTE		0.00		0.00	0.00	0.00
RVA. LAUDOS PENDIENTES DE PAGAR		0.00		0.00	0.00	0.00
CUENTAS DE ORDEN DEP. ACT. FIJO DEUDORA	61,391,621.63		539,563.39	0.00	61,931,185.02	
DEP. ACUM DE MOBILIARIO	3,279,474.12		41,644.19		3,321,118.31	
DEP. ACUM. DE EQ. DE ADMON	211,557.18		747.81		212,304.99	
DEP. ACUM DE VEHI. Y EQ. TERRESTRE	2,846,020.22		42,420.31		2,888,440.53	
DEP. ACUM. EQ. DE COCINA	278,116.49		4,333.30		282,449.79	
DEP. ACUM. DE EQ. E INSTRUM Y LAB	386,575.27		0.00		386,575.27	
DEP. ACUM.EQ. EDUC Y RECREATIVO	2,861,390.89		40,046.30		2,901,437.19	
DEP. ACUM. EQ. Y APAR COM Y TELECOM	1,058,919.34		0.00		1,058,919.34	
DEP. ACUM. BIENES INFORMATIVOS	7,509,447.84		169,183.52		7,678,631.36	
DEP. ACUM. MAQ. Y EQ. ELECTRICO	109,498.40		763.59		110,261.99	
DEP. ACUM. MAQ. Y EQ. INDUSTRIAL	357,855.37		17,898.42		375,753.79	
DEP. ACUM. MAQ. Y EQ. DIVERSOS	253,473.29		80.69		253,553.98	
DEP. ACUM. DE HERRAMIENTAS-MAQ	14,773,521.76		16,666.67		14,790,188.43	
DEP. ACUM. DE EDIFICIO	26,043,331.03		205,521.12		26,248,852.15	
AMORT. DE GTOS. DE INSTALA Y ORGANI.	1,422,440.43		257.47		1,422,697.90	
CUENTAS DE ORDEN DEP. ACT. FIJO ACREEDORA		-61,391,621.63		539,563.39		-61,931,185.02
DEP. ACUM DE MOBILIARIO		-3,279,474.12		0.00		-3,321,118.31
DEP. ACUM. DE EQ. DE ADMON		-211,557.18		0.00		-212,304.99
DEP. ACUM DE VEHI. Y EQ. TERRESTRE		-2,846,020.22		0.00		-2,888,440.53
DEP. ACUM. EQ. DE COCINA		-278,116.49		0.00		-282,449.79
DEP. ACUM. DE EQ. E INSTRUM Y LAB		-386,575.27		0.00		-386,575.27
DEP. ACUM.EQ. EDUC Y RECREATIVO		-2,861,390.89		0.00		-2,901,437.19
DEP. ACUM. EQ. Y APAR COM Y TELECOM		-1,058,919.34		0.00		-1,058,919.34
DEP. ACUM. BIENES INFORMATIVOS		-7,509,447.84		169,183.52		-7,678,631.36
DEP. ACUM. MAQ. Y EQ. ELECTRICO		-109,498.40		763.59		-110,261.99
DEP. ACUM. MAQ. Y EQ. INDUSTRIAL		-357,855.37		17,898.42		-375,753.79
DEP. ACUM. MAQ. Y EQ. DIVERSOS		-253,473.29		80.69		-253,553.98
DEP. ACUM. DE HERRAMIENTAS-MAQ		-14,773,521.76		16,666.67		-14,790,188.43
DEP. ACUM. DE EDIFICIO		-26,043,331.03		205,521.12		-26,248,852.15
AMORT. DE GTOS. DE INSTALA Y ORGANI.		-1,422,440.43		257.47		-1,422,697.90
TOTALES	195,214,774.71	195,214,774.71	109,929,447.58	109,929,447.58	198,614,013.23	198,614,013.23

C.P. RENE CALEANA SARGADO
RECTOR

L.C. ERICK SOBERANIS FERNANDEZ
DIRECTOR DE ADMINISTRACION Y FINANZAS

C.P. LEOPOLDO CASTRO BUBURRÓN
SUBDIRECTOR DE REC. FINANC. PROG. Y CONTABLES